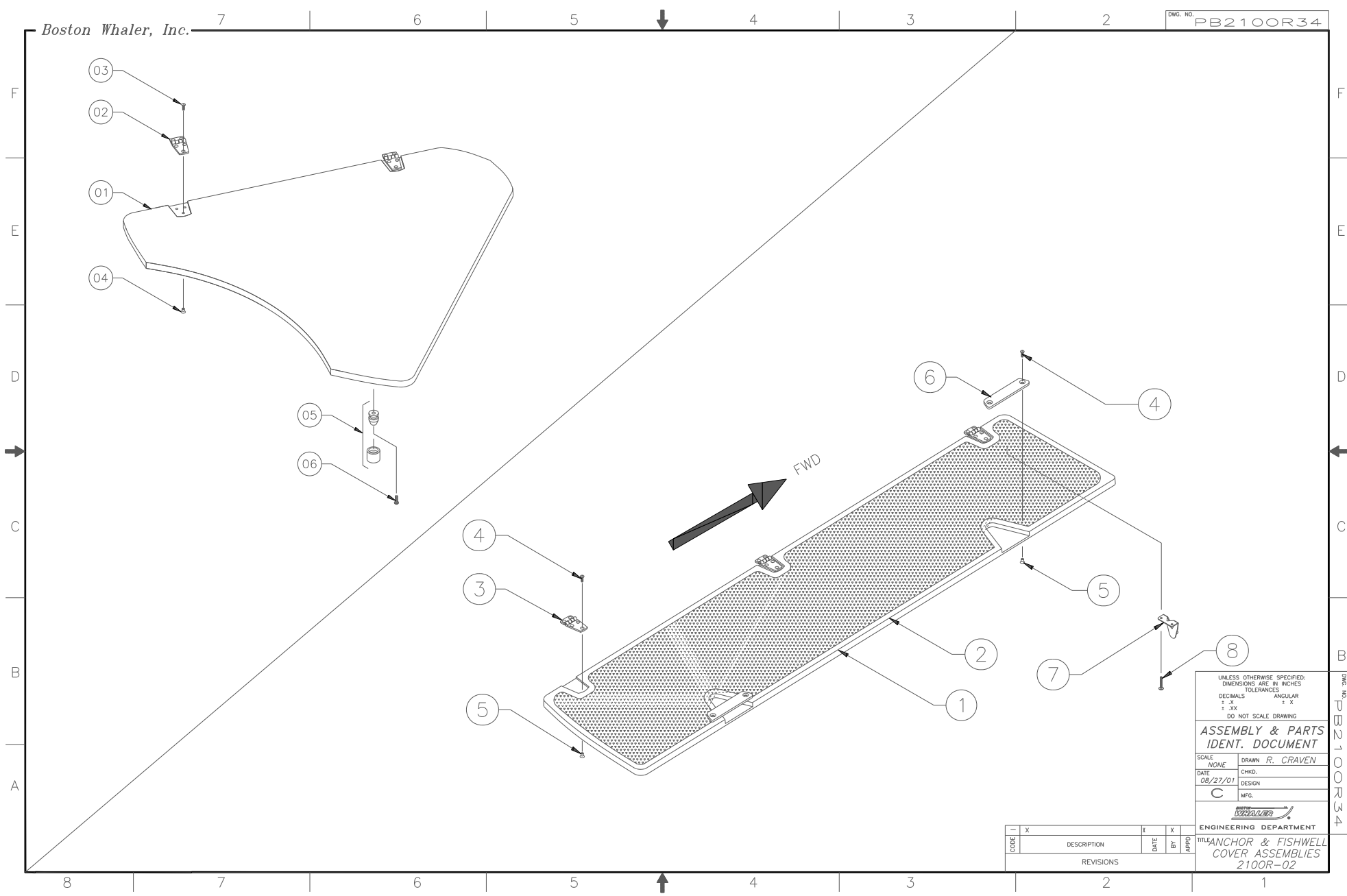


Boston Whaler, Inc.

DWG. NO. PB2100R34



UNLESS OTHERWISE SPECIFIED:
DIMENSIONS ARE IN INCHES
TOLERANCES

DECIMALS	ANGULAR
± .X	± X
± .XX	

DO NOT SCALE DRAWING

ASSEMBLY & PARTS IDENT. DOCUMENT

SCALE	DRAWN
NONE	R. CRAVEN
DATE	CHKD.
08/27/01	DESIGN
C	MFG.

ENGINEERING DEPARTMENT

TITLE ANCHOR & FISHWELL COVER ASSEMBLIES
2100R-02

CODE	DESCRIPTION	DATE	BY	APPD
X				

REVISIONS

DWG. NO. PB2100R34

MODEL YEAR 2002 PARTS LIST

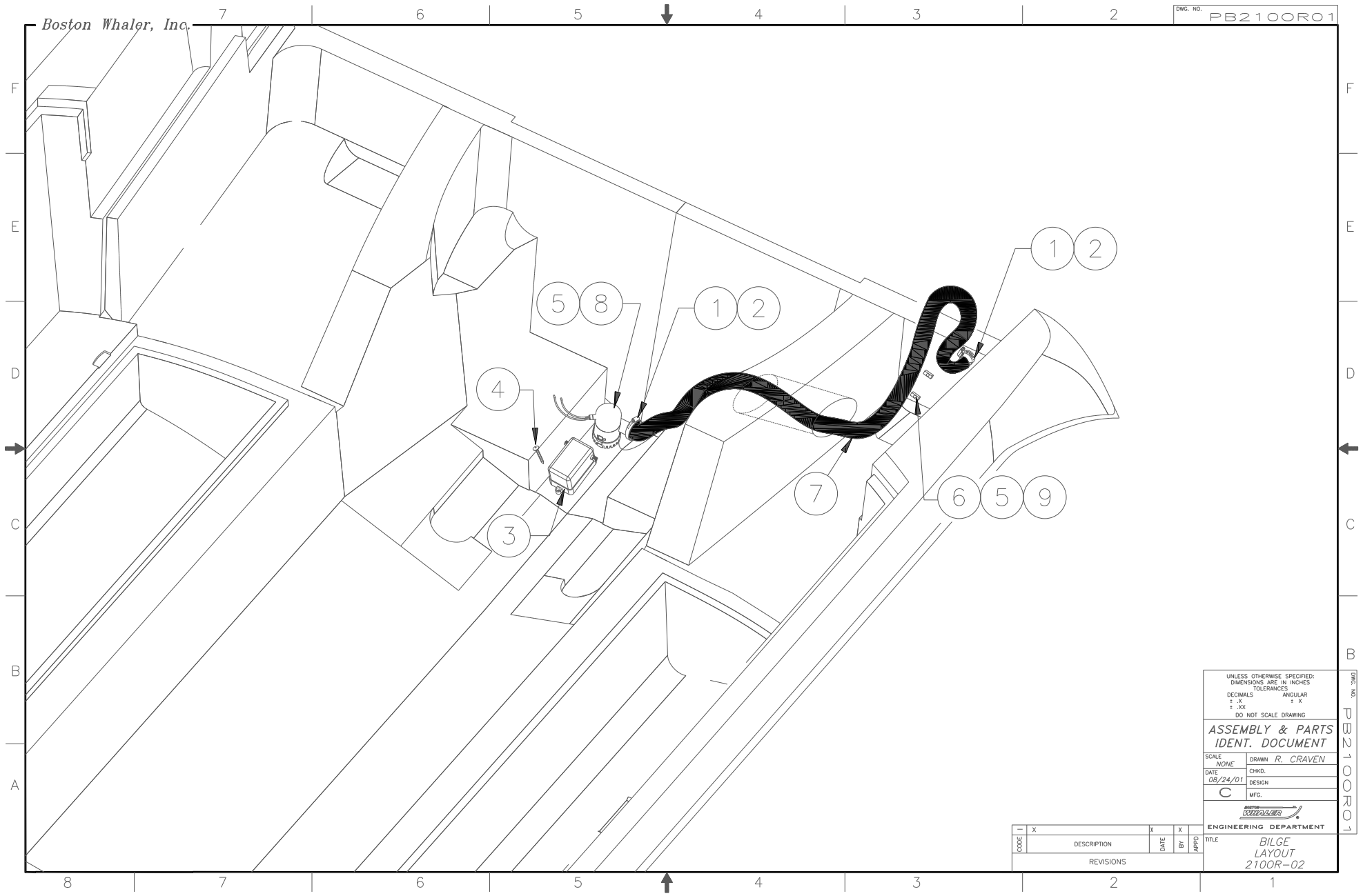
21' OUTRAGE-02

DOCUMENT CONTROL NO: PB2100R35

ITEM	STD. QTY.	U/M	ANCHOR LOCKER COVER	MRP NUMBER
01	1	EA.	FIBERGLASS PART, ANCHOR LOCKER COVER	22-K045-00
02	2	EA.	HINGE, DOOR SS 1.5"X 3" THINLINE	1617323
03	6	EA.	SCREW, MACHINE #10-24 X 3/4" POH SC	1008440
04	6	EA.	NUT, BBL #10-24 X 3/8" FH	1040187
05	1	EA.	STOP, DOOR HOLDER RBR BLUE	1142348
06	1	EA.	SCREW, MACHINE #10-24 X 1.25" PPH SC	1008630
			FISHWELL COVERS	
1	1	EA.	FISHWELL COVER, PORT	22-K047-00
2	1	EA.	FISHWELL COVER, STBD	22-K047-01
3	6	EA.	HINGE, DOOR SS 1.5"X 3" THINLINE	1617323
4	26	EA.	SCREW, MACHINE #10-24 x5/8" POH SC	1010545
5	26	EA.	NUT, BBL #10-24 x 3/8" FH	1040187
6	4	EA.	HANDLE, SS BW2100R-97 HATCH	1014455
7	2	EA.	BRACKET, SS GAS CYL 90DEG 2.062" W/STUD	0732792
8	4	EA.	SCREW, TAPPING #10A x 3/4" PTH SC	1008762

Boston Whaler, Inc.

DWG. NO. PB2100R01



UNLESS OTHERWISE SPECIFIED:
 DIMENSIONS ARE IN INCHES
 TOLERANCES
 DECIMALS ANGULAR
 ± .X ± X
 ± .XX ± .XX
 DO NOT SCALE DRAWING

ASSEMBLY & PARTS IDENT. DOCUMENT

SCALE: NONE DRAWN: R. CRAVEN
 DATE: 08/24/01 CHKD.:
 C DESIGN:
 MFG.:

ENGINEERING DEPARTMENT

CODE	X	DESCRIPTION	X	X	X
			DATE	BY	APPD.
REVISIONS					

TITLE
 BILGE LAYOUT
 2100R-02

DWG. NO. PB2100R01

MODEL YEAR 2002 PARTS LIST

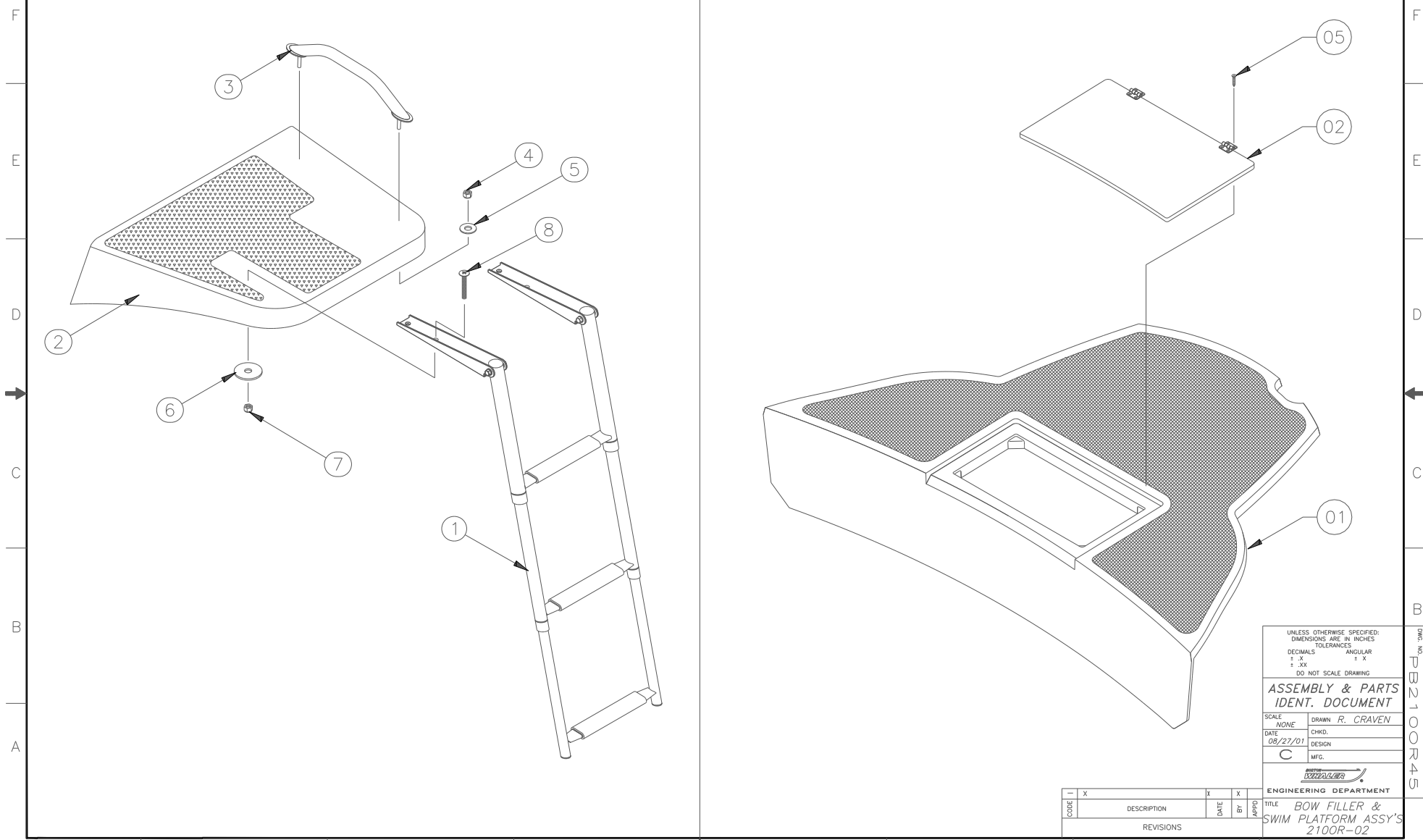
21' OUTRAGE-02

DOCUMENT CONTROL NO: PB2100R02

ITEM	QTY	U/M	DESCRIPTION	B.W.I. NO.
1	2	EA.	CLAMP, HOSE #16 3/4"-1-1/2" SS .505	0256685
2	2	EA.	COVER, CLAMP END PROT 1/2"L x .035W x .300 THK. RED	0830976
3	1	EA.	SWITCH, FLOAT RULE W/ COVER	0989335
4	2	EA.	SCREW, TAPPING #6A x 1.25" POH SC	1008556
5	5	EA.	SCREW, TAPPING #8A x 5/8"PTH SC	1010925
6	3	EA.	TIE, CLIP BLK	1031764
7		FT.	HOSE, WATER 1 1/8" BLK	1042076
8	1	EA.	PUMP, BILGE 1100 GPH	1480094
9	3	EA.	TIE, CABLE 11" MED NYLON BLK	0157321

Boston Whaler, Inc.

DWG. NO. PB2100R45



UNLESS OTHERWISE SPECIFIED:
 DIMENSIONS ARE IN INCHES
 TOLERANCES

DECIMALS	ANGULAR
± .X	± X
± .XX	

DO NOT SCALE DRAWING

ASSEMBLY & PARTS IDENT. DOCUMENT

SCALE	NONE	DRAWN	R. CRAVEN
DATE	08/27/01	CHKD.	
		DESIGN	
		MFG.	

ENGINEERING DEPARTMENT

TITLE **BOW FILLER & SWIM PLATFORM ASSY'S 2100R-02**

CODE	DESCRIPTION	DATE	BY	APPROV

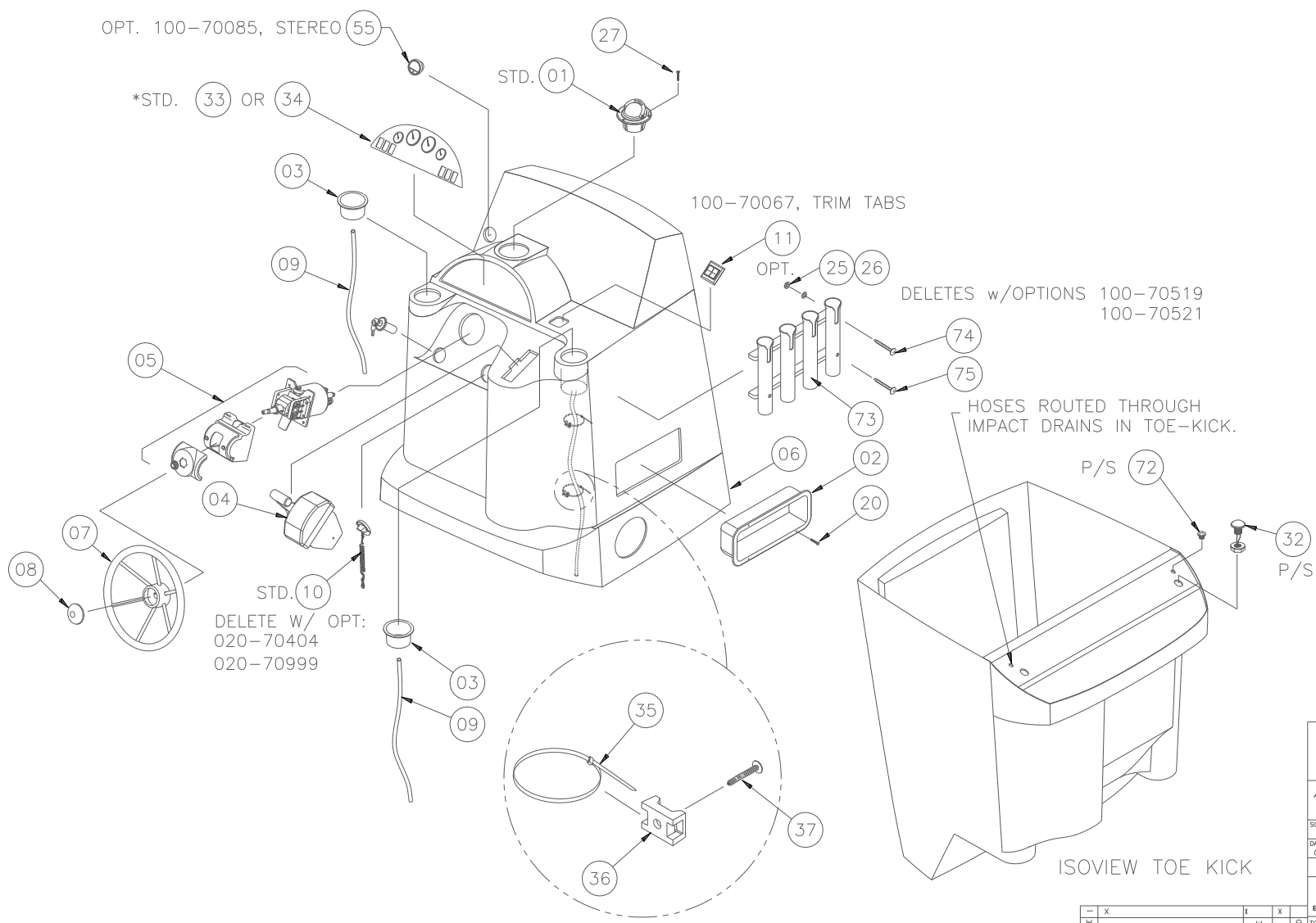
DWG. NO. PB2100R45

MODEL YEAR 2002 PARTS LIST

21' OUTRAGE-02

DOCUMENT CONTROL NO: PB2100R46

ITEM	QTY	U/M	DESCRIPTION-BOW FILLER	B.W.I. NO.
1	1	EA.	FIBERGLASS PART, SUN LOUNGE	22-K054-00
2	1	EA.	DOOR, HDPE BW210-02 FILLER ACCESS	1675156
3	1	EA.	BIN, PLAS DROP-IN 13" x 24" x 9"	1675164
4	7.5	FT.	TRIM, EDGE WHITE FLEX U-TRIM	1020965
5	4	EA.	SCREW, TAPPING #8A x 3/4" POH SC	1213057
			DESCRIPTION-SWIM PLATFORM	
1	1	EA.	LADDER, SWIM 3-STEP TELESCOP W/10" BRACKET	1589696
2	1	EA.	SWIM PLATFORM	22-K073-00
3	1	EA.	RAIL, GRAB BW130DA-97 11"X1"SS W/STUD	1008960
4	2	EA.	NUT, HEX NYLON LOCK #5/16-18 SC	1007814
5	2	EA.	WASHER, FLAT #5/16" SC	1260785
6	6	EA.	WASHER, FENDER 1/4"X 1.25" SC	1260678
7	6	EA.	NUT, HEX NYLON LOCK #1/4-20 SC	1007764
8	6	EA.	SCREW, MACHINE #1/4-20 X 1.5" PPH SC	1008598



ISOVIEW TOE KICK

UNLESS OTHERWISE SPECIFIED:
DIMENSIONS ARE IN INCHES
TOLERANCES
DECIMALS ANGULAR
± .X ± X
± .XX ± .X
DO NOT SCALE DRAWING

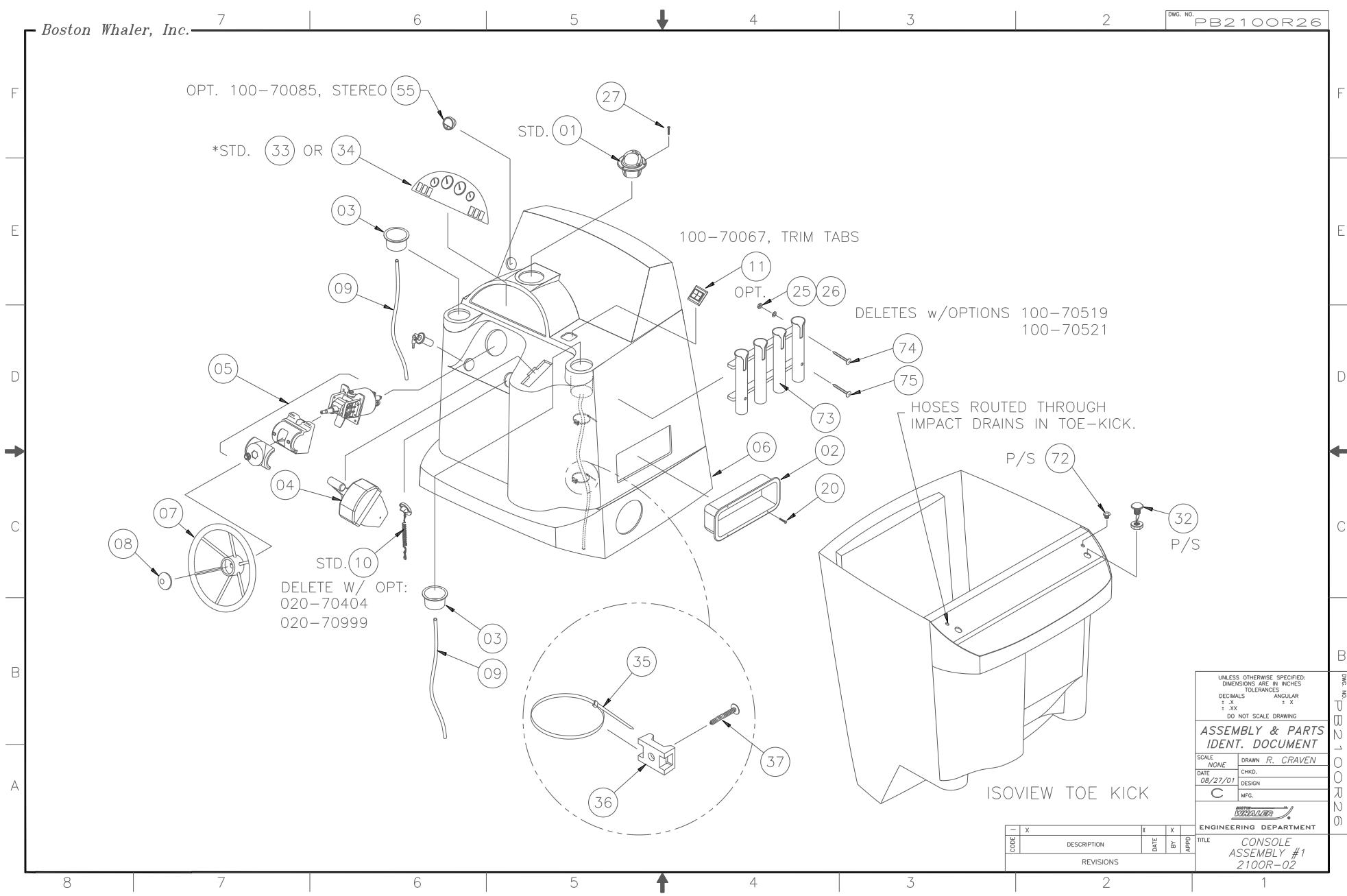
**ASSEMBLY & PARTS
IDENT. DOCUMENT**

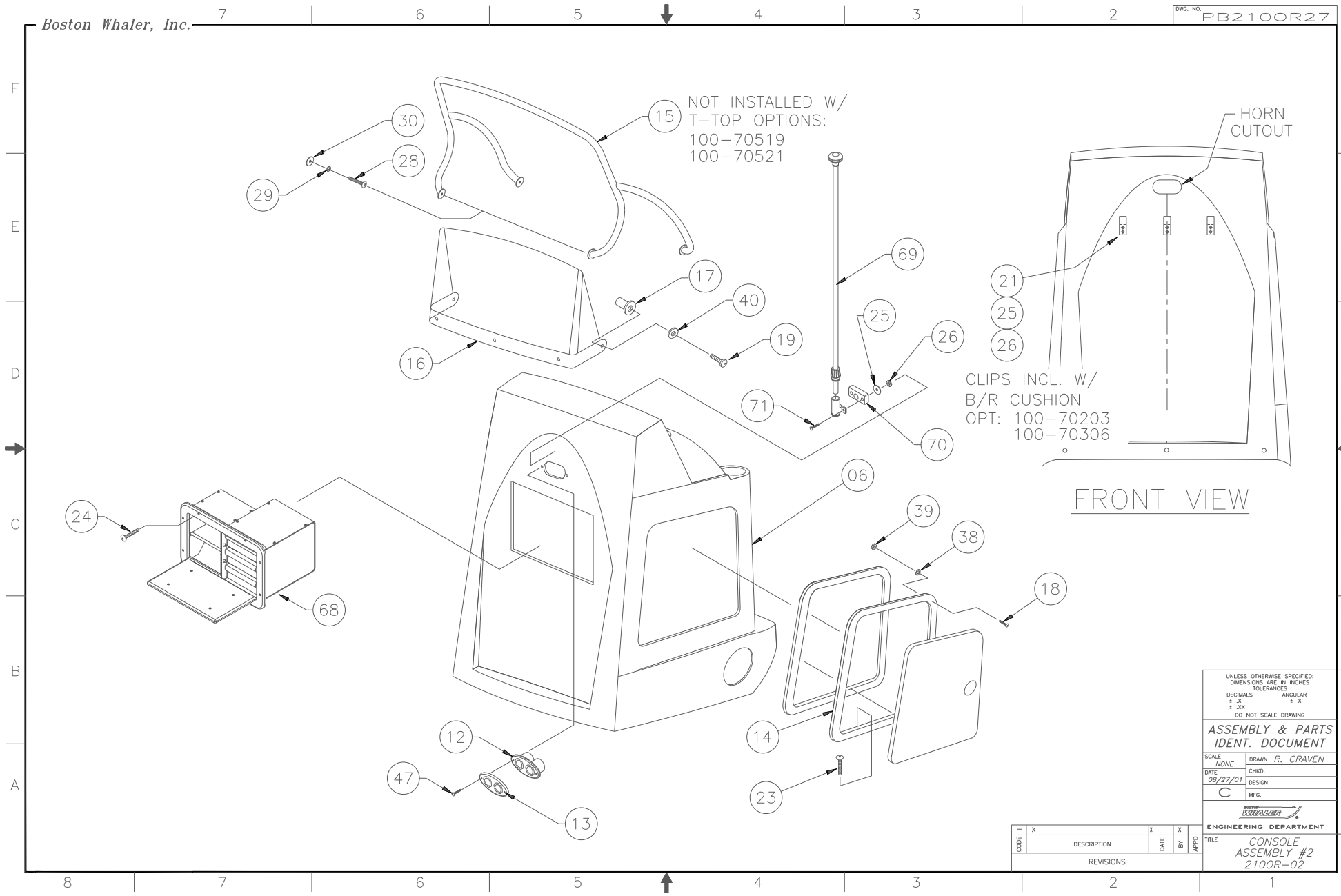
SCALE: NONE DRAWN: R. CRAVEN
DATE: 08/27/01 CHKD.:
DESIGN:
MFG.: C

ENGINEERING DEPARTMENT

TITLE: CONSOLE ASSEMBLY #1
2100R-02

CODE	DESCRIPTION	DATE	BY	APPD.
REVISIONS				





UNLESS OTHERWISE SPECIFIED:
DIMENSIONS ARE IN INCHES
TOLERANCES
DECIMALS ANGULAR
± .X ± X
± .XX ± .X
DO NOT SCALE DRAWING

ASSEMBLY & PARTS IDENT. DOCUMENT

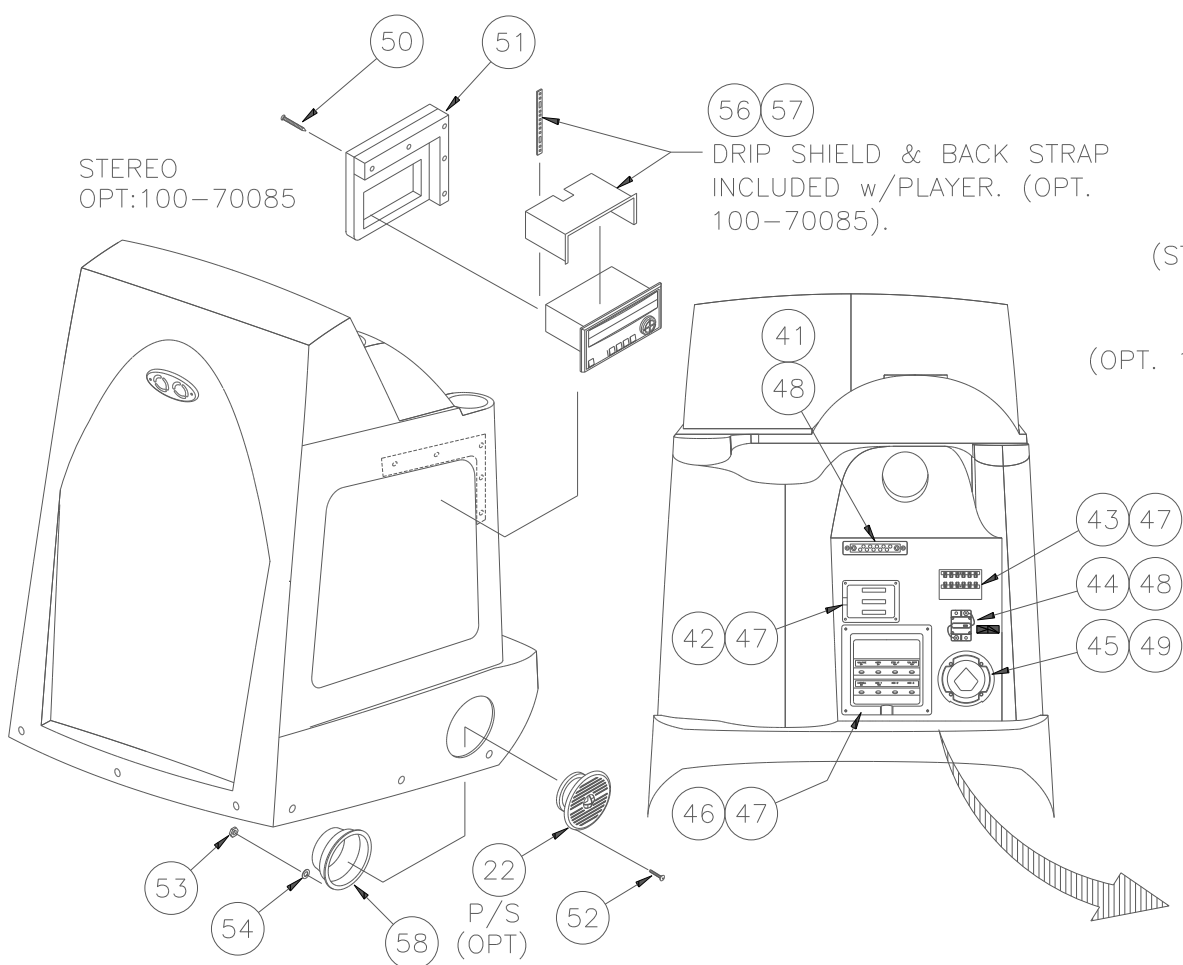
SCALE: NONE DRAWN: R. CRAVEN
DATE: 08/27/01 CHKD.:
DESIGN:
MFG.:

ENGINEERING DEPARTMENT

CODE	DESCRIPTION	DATE	BY	APPD
REVISIONS				

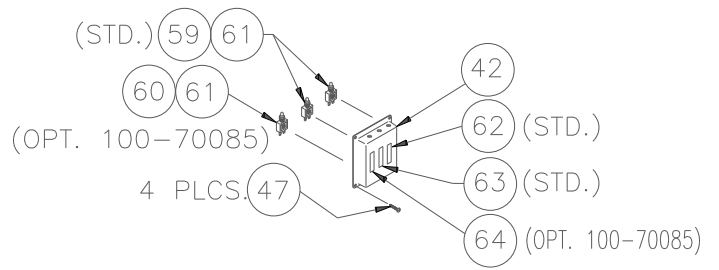
TITLE: CONSOLE ASSEMBLY #2 2100R-02

DWG. NO. PB2100R27

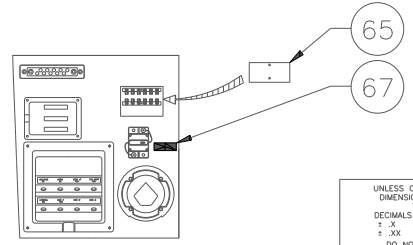


STEREO OPT:100-70085 P/S

INSIDE CONSOLE, LKG AFT



BREAKER BOX DETAIL



UNLESS OTHERWISE SPECIFIED: DIMENSIONS ARE IN INCHES TOLERANCES					
DECIMALS ± .X	ANGULAR ± X				
DO NOT SCALE DRAWING					
ASSEMBLY & PARTS IDENT. DOCUMENT					
SCALE NONE	DRAWN R. CRAVEN				
DATE 08/27/01	CHKD. DESIGN				
C	MFG.				
ENGINEERING DEPARTMENT					
CODE	DESCRIPTION	DATE	BY	APPD	TITLE
	REVISIONS				CONSOLE ASSEMBLY #3 2100R-02

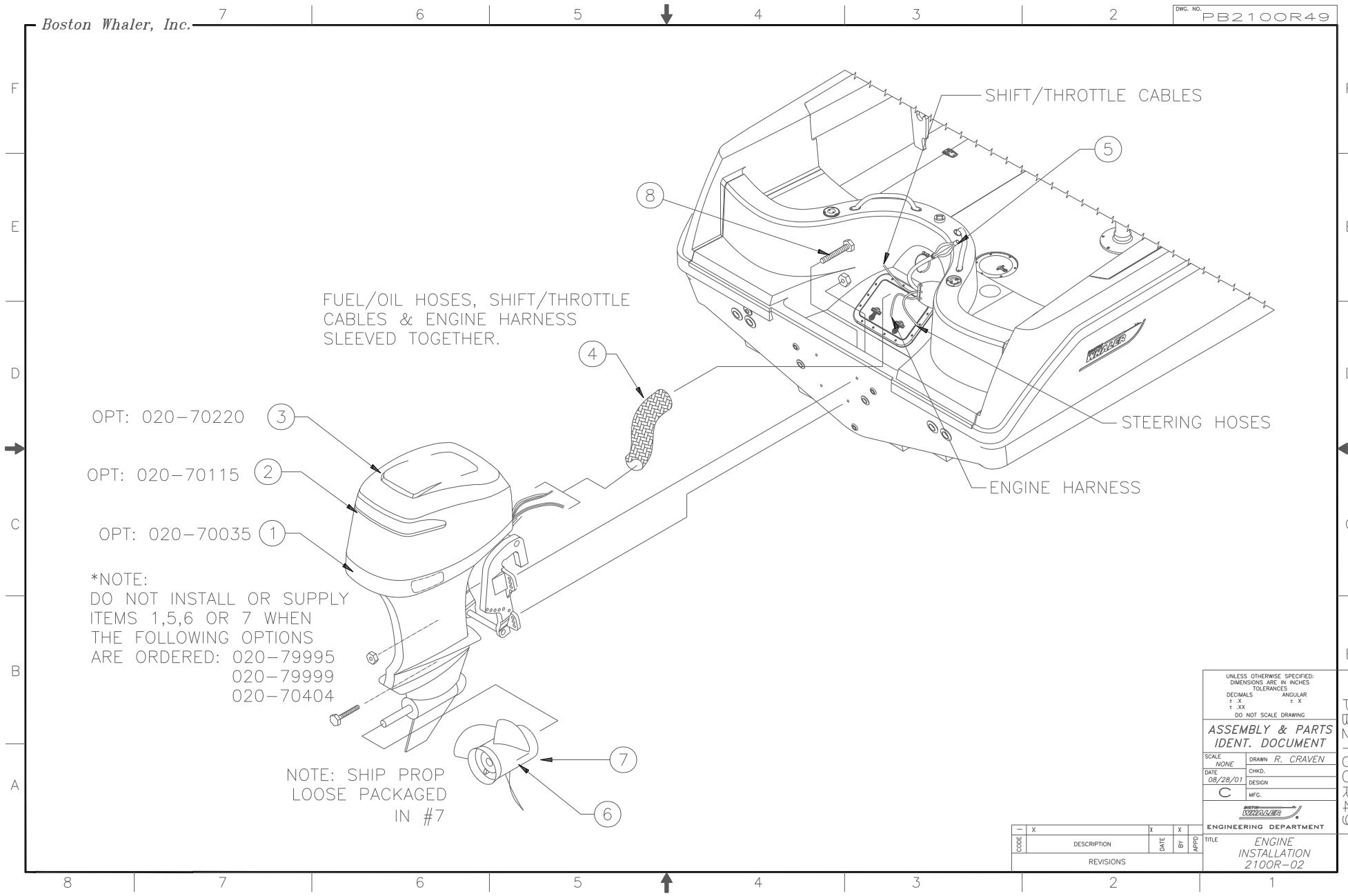
CODE	DESCRIPTION	DATE	BY	APPD

DWG. NO. PB2100R28

MODEL YEAR 2002 PARTS LIST

21' OUTRAGE-02
DOCUMENT CONTROL NO: PB2100R29

ITEM	QTY		U/M	DESCRIPTION	B. W. I. NO.
	STD.	OPT.			
1	1	0	EA.	COMPASS, FLUSH MT EXPLORER WHT	0881623
2	1	0	EA.	BOX, ABS BW-97 FIRE EXT. SHORT WHT	1037555
3	2	0	EA.	DRINKHOLDER, PLAS W/ DRAIN XLG SZ BLK	1186329
4	1	0	EA.	CONTROL, CNSL MNT W/O HARNESS	1578103
5	1	0	EA.	STEERING , HELM PUMP SEA STAR 1 TILT	0317032
6	1	0	EA.	FIBERGLASS PART, HELM CONSOLE	22-K049-00
7	1	0	EA.	STEERING, WHEEL 15" DIA SS 25 DEG.	1020197
8	1	0	EA.	EMBLEM, BW STEERING WHL CAP	1021054
9	0	0	FT.	HOSE, PVC CLEAR DRAIN 7/16"	1041490
10	1	0	EA.	ACC PART, MERC SWITCH (SAFETY ASSY)	0882605
11	1	1	EA.	TRIM TAB, ASSY 9x9	1058262
12	1	0	EA.	HORN, DUAL BLK W/ SPADE CONNECTORS SERIES 84	1413475
13	1	0	EA.	HORN, GRILL DUAL SS OVERLAY SERIES 84	1401736
14	1	0	EA.	DOOR, HDPE BW2100R-02 CNSL	1631530
15	1	0	EA.	RAIL, GRAB BW210-02 CNSL W/S	1631324
16	1	0	EA.	W/S, BW210-02 CNSL CLEAR PLEX	1631316
17	5	0	EA.	NUT, WELL	1033422
18	8	0	EA.	SCREW, MACHINE #6-32 X 1" PFH SC	1010172
19	5	0	EA.	SCREW, MACHINE #10-32 x 1.25" PFH SC	1010107
20	6	0	EA.	SCREW, TAPPING #8A x 5/8" PTH SC	1010925
21	0	6	EA.	SCREW, MACHINE #8-32 x 3/4" PTH SC	1010735
22	0	2	EA.	SPEAKER, COAXIAL EXT. 6.5" CM1622	1440544
23	8	0	EA.	SCREW, TAPPING #8A X 3/4" PFH SC	1008408
24	8	0	EA.	SCREW, MACHINE #8-32 x 1" POH	1008481
25	6	0	EA.	WASHER, FLAT #10 SC	1260751
26	6	0	EA.	NUT, HEX NYLON LOCK #10-24 SC	1007772
27	3	0	EA.	SCREW, MACHINE #6 x 1" PFH SC	1010354
28	4	0	EA.	SCREW, MACHINE #1/4"-20 x1" PPH SC	1008580
29	4	0	EA.	WASHER, LOCK/SPLIT 1/4" SC	1260595
30	4	0	EA.	WASHER, FENDER 1/4" x 1.25" SC	1260678
31	1	0	EA.	PANEL, HDPE CLSOUT CNSL BASE	1669803
32	2	0	EA.	LIGHT, COURTESY WATERPROOF FRONT MNT W/NUT	1078625
33	1	0	EA.	PANEL, BW2100R-02 INST DELUXE MERC SGL	1631589
34	0	1	EA.	PANEL, BLANK:BW2100R-02 INST	1631597
35	2	0	EA.	TIE, CABLE 6" LG NYLON BLK	0999672
36	2	0	EA.	TIE, CLIP BLK	1031764
37	2	0	EA.	SCREW, TAPPING #4A x 1" PFH SC	1010321
38	8	0	EA.	WASHER, FLAT #6 SC	1326222
39	8	0	EA.	NUT, LOCK 6-32 SC	1009810
40	5	0	EA.	SNAP CAP, PLAS WASHER	1031319
41	1	0	EA.	BUSS BAR, DC GROUND 10 POSITION	1013614
42	1	0	EA.	BOX, ABS BW-97 HARNESS	1037530
43	1	0	EA.	FUSE BLOCK, 6-GANG 20 AMP	0996298
44	1	0	EA.	BRKR, SURF MNT THERMAL 50AMP SWITCHABLE	1475441
45	1	0	EA.	SWITCH, BATTERY SELECTOR W/O LOCK	0162693
46	1	0	EA.	BOX V/F BRKR BW210-02 WIRED W/ PLUG	1675198
47	16	0	EA.	SCREW, TAPPING #8 x 1/2 PTH SC	1008812
48	4	0	EA.	SCREW, TAPPING #10A X 3/4" PTH SC	1008762
49	4	0	EA.	SCREW,TAPPING #14A x 1" PPH SC	1008689
50	0	5	EA.	SCREW, TAPPING #10A x 2" POH SC	1261163
51	1	1	EA.	PANEL, HDPE BW2100R-02 CLOSEOUT STEREO	1675172
52	0	8	EA.	SCREW, MACHINE #4-40 x 1" PFH SC	1259472
53	0	8	EA.	NUT, HEX NYLON LOCK #4-40 SC	1667245
54	0	8	EA.	WASHER, FLAT #4 SC	1259639
55	0	1	EA.	STEREO, AM/FM CD PLAYER DIGITAL REMOTE READY	1635127
56	0	1	EA.	STEREO, REMOTE CNTRL W/DIGITAL DISPLAY SS	1598465
57	0	1	EA.	ANTENNA LEAD, STEREO SOFT WIRE 30"	0875484
58	0	2	EA.	COVER, ABS BW-97 SPKR 7 1/8" RAD WHT	1047836
59	2	0	EA.	BREAKER, MANUAL RESET 5A	0670497
60	0	1	EA.	BREAKER, MANUAL RESET 15A	0670471
61	1	2	EA.	BOOT, RESET BRKR CLR	1066547
62	1	0	EA.	LABEL, BW DIGITAL OPTIMAX POSITIVE	1396720
63	1	0	EA.	LABEL, BILGE (LEXAN)	0756866
64	0	1	EA.	LABEL, BW STEREO	1075266
65	1	0	EA.	COVER, ABS BW TERM BLOCK BLK	1001239
66	21	0	EA.	SCREW, TAPPING #10A x 1.50" PFH SC	1010248
67	1	0	EA.	LABEL, BW DC MAIN BREAKER	1075282
68	0	1	EA.	BOX, HDPE BW180DA-02 TACKLE 3-DRAWER	1580331
69	1	0	EA.	LIGHT, NAV A/R 48" WHT w/BASE	1686689
70	1	0	EA.	SHIM, HDPE STERN LIGHT 2100R-02	1686687
71	2	0	EA.	SCREW, MACHINE #10-24 x 1.75" POH SC	1215029
72	2	0	EA.	DRAIN SLEEVE, FLUSH IMPACT 5/8"	0518878
73	1	0	EA.	ROD HOLDER, 4-ROD ASSY BW2100R-02	1687165
74	2	0	EA.	SCREW, MACHINE #10-24 x 2.5" POH SC	1260967
75	2	0	EA.	SCREW, MACHINE #10-24 x 2" POH SC	1010479



FUEL/OIL HOSES, SHIFT/THROTTLE CABLES & ENGINE HARNESS SLEEVED TOGETHER.

SHIFT/THROTTLE CABLES

STEERING HOSES

ENGINE HARNESS

OPT: 020-70220

OPT: 020-70115

OPT: 020-70035

*NOTE:
DO NOT INSTALL OR SUPPLY
ITEMS 1,5,6 OR 7 WHEN
THE FOLLOWING OPTIONS
ARE ORDERED: 020-79995
020-79999
020-70404

NOTE: SHIP PROP
LOOSE PACKAGED
IN #7

UNLESS OTHERWISE SPECIFIED: DIMENSIONS ARE IN INCHES	
TOLERANCES	
DECIMALS	ANGULAR
± .X	± X
± .XX	
DO NOT SCALE DRAWING	
ASSEMBLY & PARTS IDENT. DOCUMENT	
SCALE: NONE	DRAWN: R. CRAVEN
DATE: 08/28/01	CHKD.:
C	DESIGN:
	MFG.:
ENGINEERING DEPARTMENT	

CODE	DESCRIPTION	DATE	BY	APPROV
REVISIONS				

TITLE	ENGINE INSTALLATION 2100R-02
-------	------------------------------------

MODEL YEAR 2002 PARTS LIST

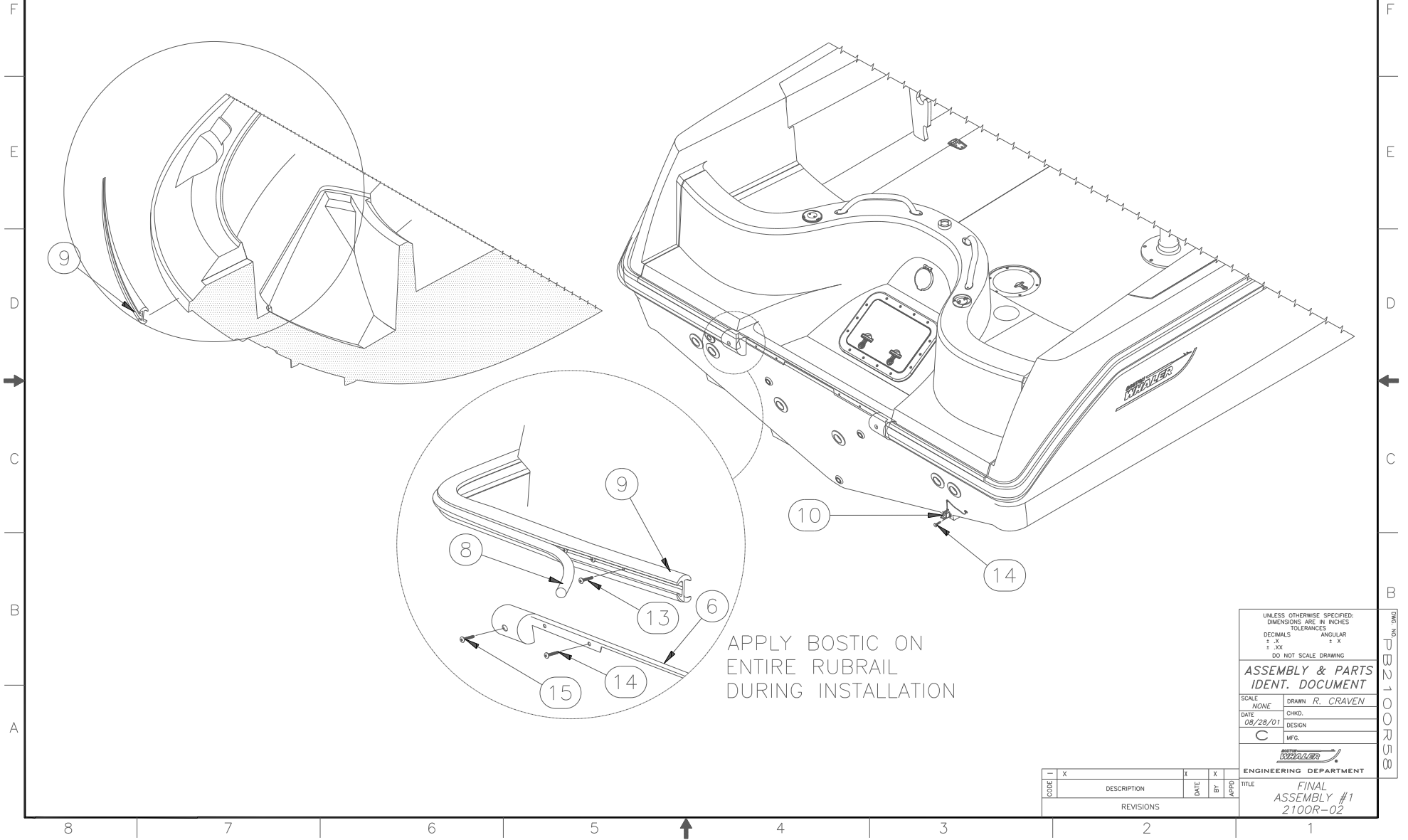
21' OUTRAGE-02
DOCUMENT CONTROL NO: PB2100R50

Parts List

ITEM	QTY	U/M	DESCRIPTION	B.W.I.	NO.
1	1	EA.	O/B, MERC 150XL EFI 25"SHAFT	0798124	
2	1	EA.	O/B, MERC 175XL OPTIMAX DIGITAL 25" SHAFT	1641406	
3	1	EA.	O/B, MERC 200XL OPTIMAX DIGITAL 25" SHAFT	1631233	
4	2	FT.	HOSE, CONDUIT/EXPANDO-SHEATHING BLK 1.5"	0158402	
5	1	EA.	PRIMER BULB, W/FUEL LINE	1477900	
6	1	EA.	PROP, 15.5"X 17" SS MIRAGE PLUS RH	0155820	
7	1	EA.	BAG, POLY 33"X 40"X 33GAL HVY CLR	1143163	
8	2	EA	BOLT, HEX HD #1/2-20X5" SS SPCL	1497361	

Boston Whaler, Inc.

DWG. NO. PB2100R58



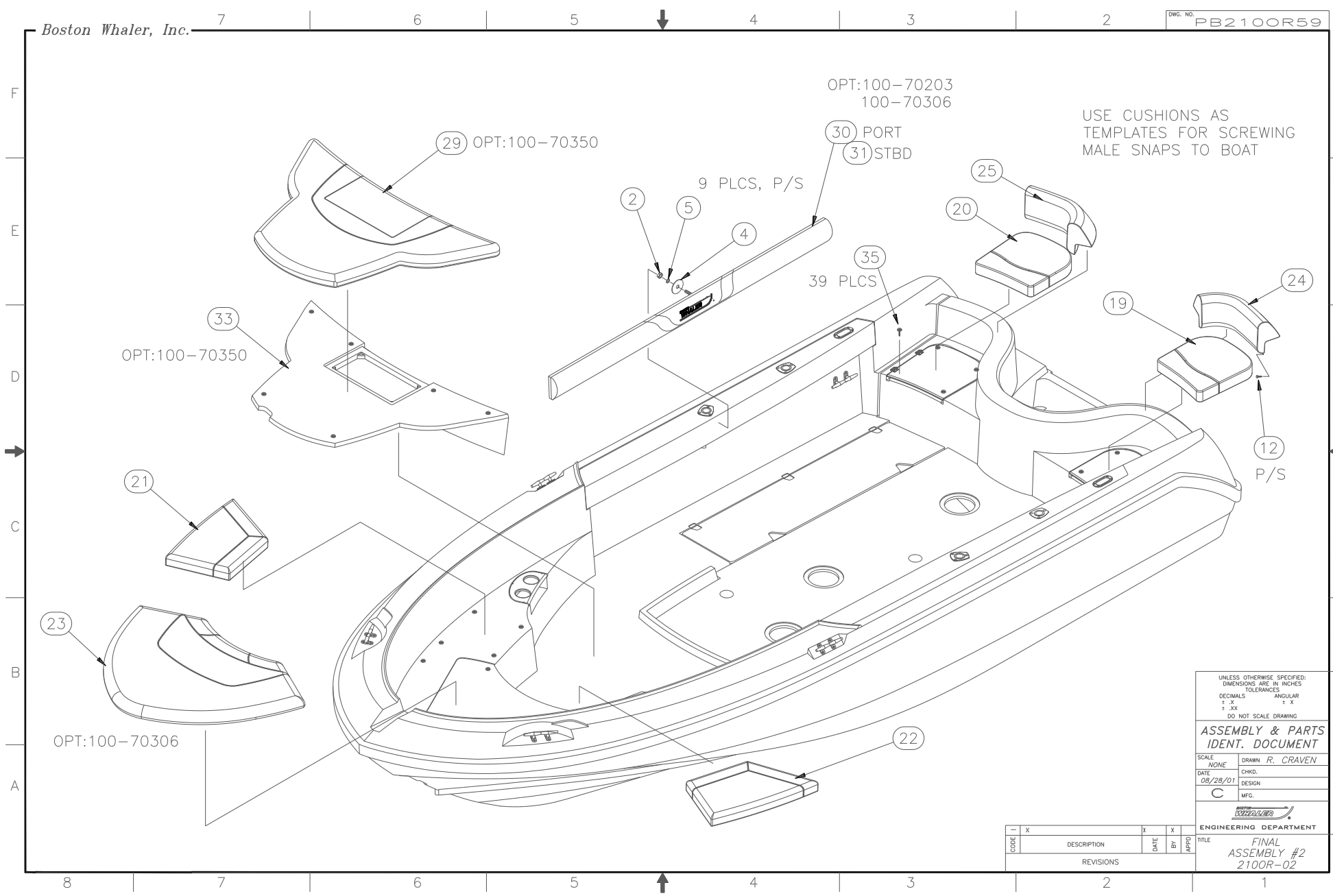
APPLY BOSTIC ON ENTIRE RUBRAIL DURING INSTALLATION

UNLESS OTHERWISE SPECIFIED: DIMENSIONS ARE IN INCHES	
TOLERANCES	
DECIMALS	ANGULAR
± .X	± X
± .XX	± .XX
DO NOT SCALE DRAWING	
ASSEMBLY & PARTS IDENT. DOCUMENT	
SCALE: NONE	DRAWN: R. CRAVEN
DATE: 08/28/01	CHKD.
C	DESIGN
	MFG.
ENGINEERING DEPARTMENT	

CODE	DESCRIPTION	DATE	BY	APPD
REVISIONS				

TITLE
FINAL ASSEMBLY #1
2100R-02

DWG. NO. PB2100R58



USE CUSHIONS AS
 TEMPLATES FOR SCREWING
 MALE SNAPS TO BOAT

UNLESS OTHERWISE SPECIFIED:
 DIMENSIONS ARE IN INCHES
 TOLERANCES
 DECIMALS ANGULAR
 ± .X ± X
 ± .XX ± X
 DO NOT SCALE DRAWING

**ASSEMBLY & PARTS
 IDENT. DOCUMENT**

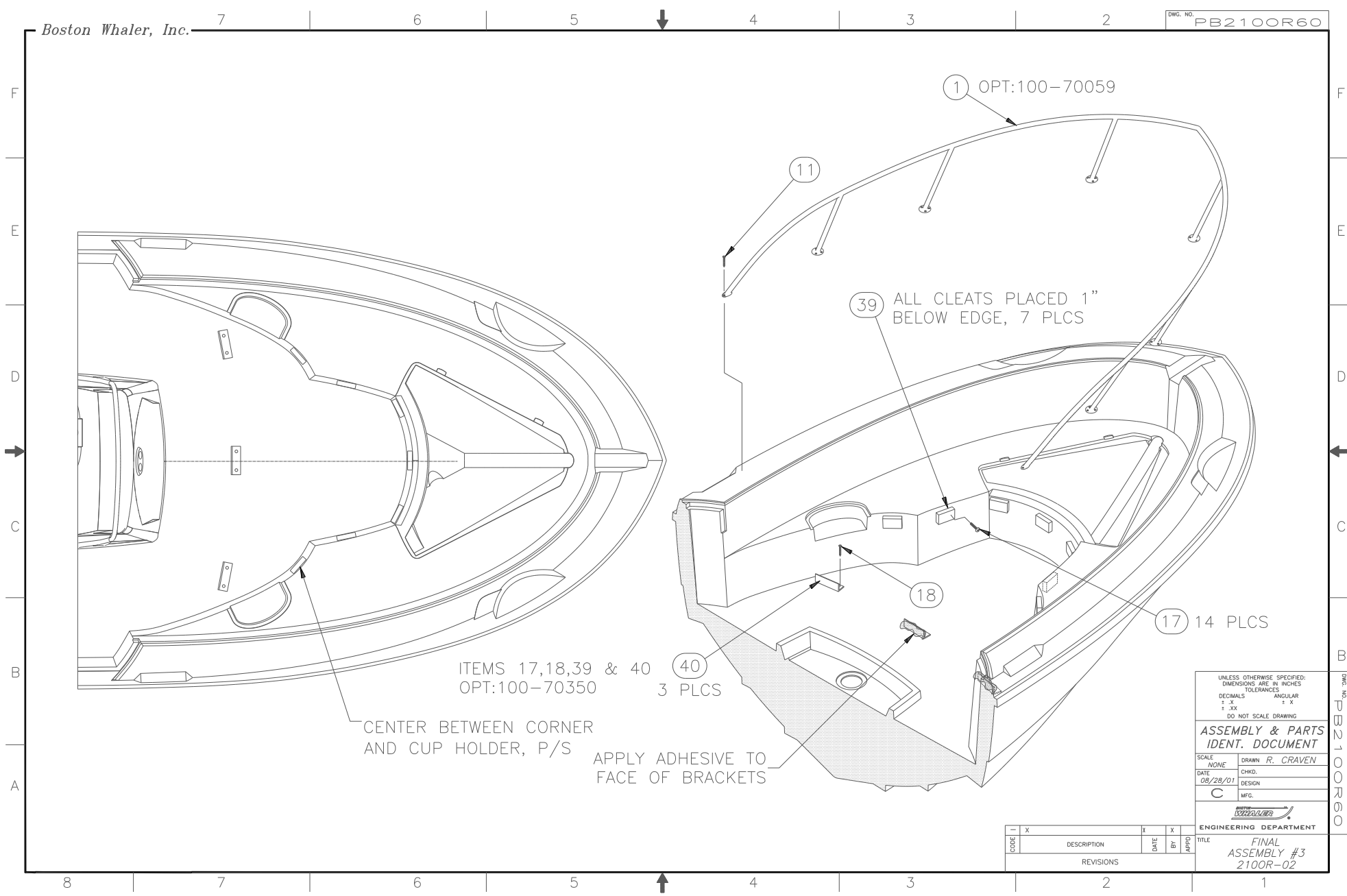
SCALE: NONE DRAWN: R. CRAVEN
 DATE: 08/28/01 CHKD.:
 DESIGN:
 MFG.:
 C

EXPRESS
 ENGINEERING DEPARTMENT

CODE	DESCRIPTION	DATE	BY	APPROV
REVISIONS				

TITLE
 FINAL
 ASSEMBLY #2
 2100R-02

DWG. NO. PB2100R59



ITEMS 17,18,39 & 40
OPT:100-70350

CENTER BETWEEN CORNER
AND CUP HOLDER, P/S

APPLY ADHESIVE TO
FACE OF BRACKETS

UNLESS OTHERWISE SPECIFIED:
DIMENSIONS ARE IN INCHES
TOLERANCES
DECIMALS ANGULAR
± .X ± X
± .XX ± .X
DO NOT SCALE DRAWING

**ASSEMBLY & PARTS
IDENT. DOCUMENT**

SCALE: NONE DRAWN: R. CRAVEN
DATE: 08/28/01 CHKD.:
DESIGN:
C MFG.:

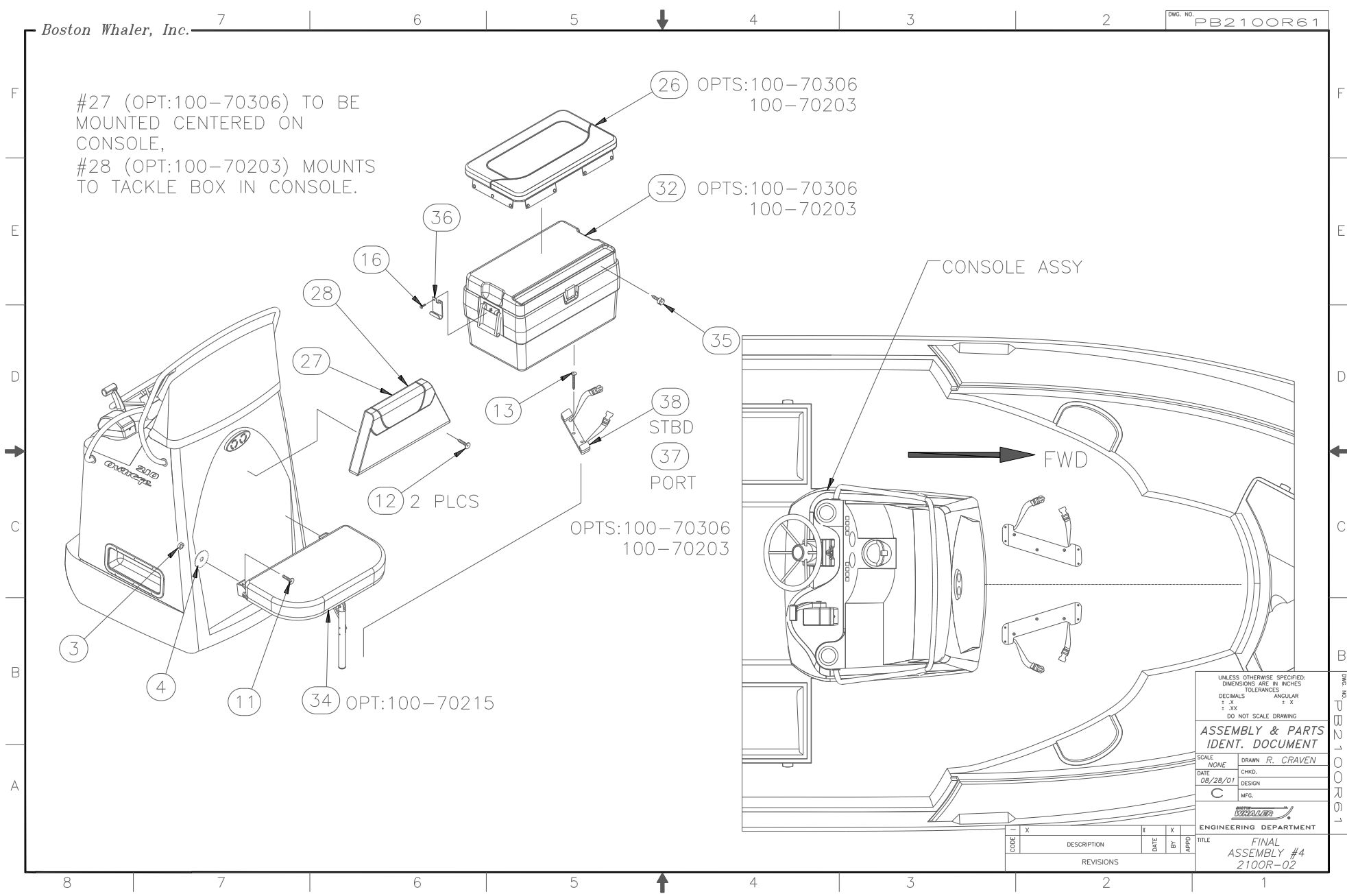


CODE	DESCRIPTION	DATE	BY	APPD.
REVISIONS				

TITLE
FINAL
ASSEMBLY #3
2100R-02

DWG. NO. PB2100R60

#27 (OPT:100-70306) TO BE MOUNTED CENTERED ON CONSOLE,
 #28 (OPT:100-70203) MOUNTS TO TACKLE BOX IN CONSOLE.



(26) OPTS:100-70306
 100-70203

(32) OPTS:100-70306
 100-70203

(38) STBD
 (37) PORT

OPTS:100-70306
 100-70203

(34) OPT:100-70215

CONSOLE ASSY

FWD

UNLESS OTHERWISE SPECIFIED:
 DIMENSIONS ARE IN INCHES
 TOLERANCES
 DECIMALS ANGULAR
 ± .X ± X
 ± .XX ± X
 DO NOT SCALE DRAWING

ASSEMBLY & PARTS IDENT. DOCUMENT

SCALE: NONE DRAWN: R. CRAVEN
 DATE: 08/28/01 CHKD.:
 C DESIGN:
 MFG.

BOSTON WHALER
 ENGINEERING DEPARTMENT

CODE	DESCRIPTION	DATE	BY	APPROV
X				

TITLE: FINAL ASSEMBLY #4 2100R-02

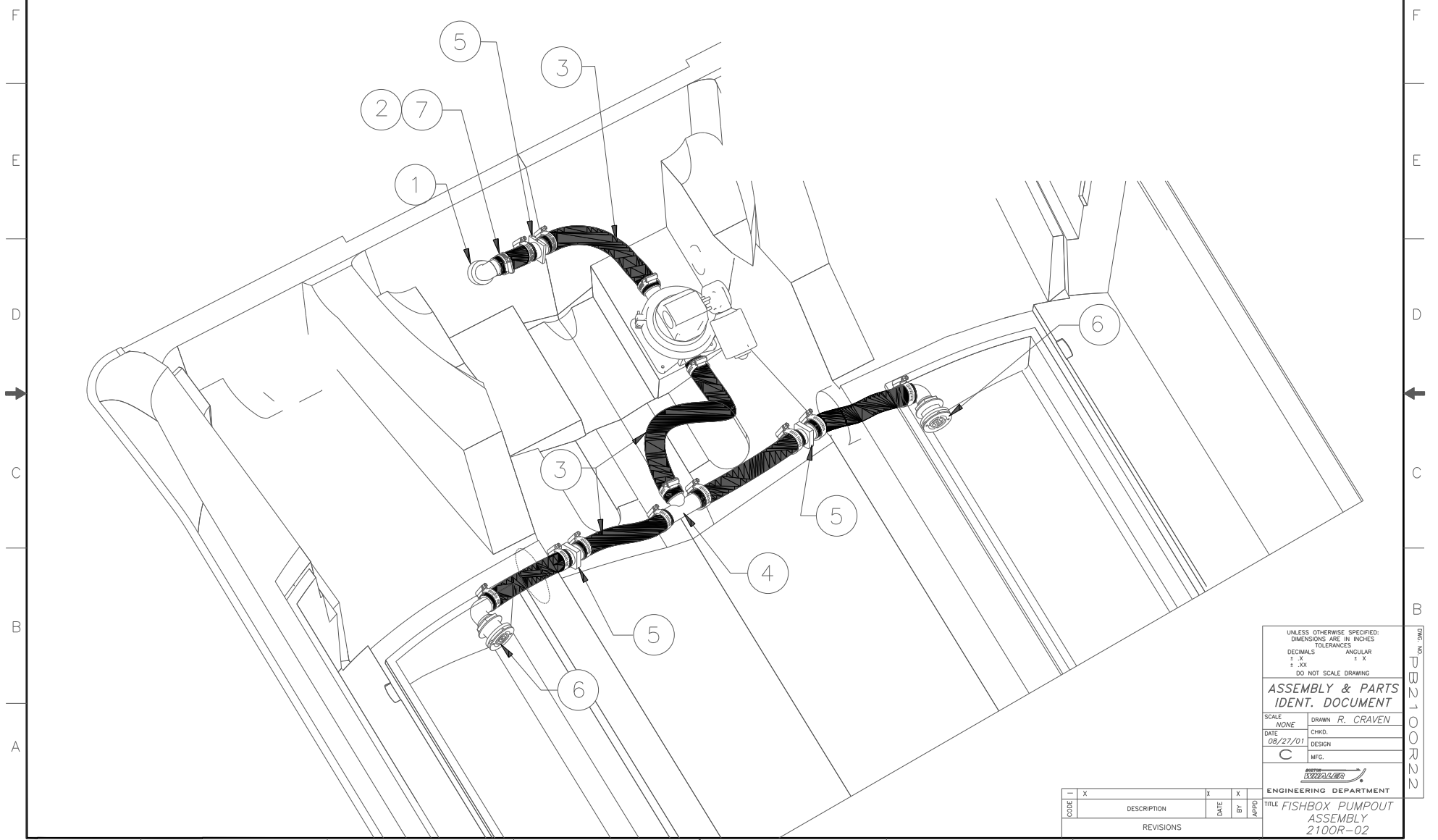
MODEL YEAR 2002 PARTS LIST

21' OUTRAGE-02
DOCUMENT CONTROL NO: PB2100R62

ITEM	QTY	U/M	DESCRIPTION	B.W.I.	NO.
1	1	EA.	RAIL, BOW BW2100R-02 SS	1631407	
2	18	EA.	NUT, HEX #1/4-20 SC	1260694	
3	4	EA.	NUT, HEX NYLON LOCK #1/4-20 SC	1007764	
4	22	EA.	WASHER, FENDER 1/4"X 1.25" SC	1260678	
5	18	EA.	WASHER, LOCK/SPLIT 1/4" SC	1260595	
6	1	EA.	CAP, RUBRAIL BW180DA-02 TRANS TRIM	1592641	
7	1	EA.	CAP, BW2100R-97 BOW RUB RAIL	1034925	
8	1	EA.	INSERT, RUB RAIL CHAR FLEX 54'	1020841	
9	1	EA.	RUBRAIL, PLASTIC CHAR 54'	1312487	
10	1	EA.	ACC PART, MERC SPEEDOMETER/TEMP DIGITAL	1477942	
11	24	EA.	SCREW, MACHINE #1/4-20 X 1.25" PPH SC	1260975	
12	10	EA.	SCREW, TAPPING #8A x 1" PTH	1008804	
13	156	EA.	SCREW, TAPPING #10A X 1.5" PFH SC	1010248	
14	6	EA.	SCREW, TAPPING #10A X 1" PTH SC	1008739	
15	2	EA.	SCREW, TAPPING #10A X 2" PTH SC	1008754	
16	4	EA.	SCREW, TAPPING #8A X 5/8" PTH SC	1010925	
17	14	EA.	SCREW, TAPPING #10A X 3" PTH SC	1179357	
18	6	EA.	SCREW, TAPPING #14A X 1.5" PTH SC	1010909	
19	1	EA.	CUSH, BW2100R-02 QTR SEAT PORT	1631373	
20	1	EA.	CUSH, BW2100R-02 QTR SEAT STBD	1631381	
21	1	EA.	CUSH, BW2100R-02 FWD SEAT STBD	1668771	
22	1	EA.	CUSH, BW2100R-02 FWD SEAT PORT	1668318	
23	1	EA.	CUSH, BW2100R-02 BOW	1642644	
24	1	EA.	CUSH, BW2100R-02 B/R QTR SEAT PORT	1631399	
25	1	EA.	CUSH, BW2100R-02 B/R QTR SEAT STBD	1668243	
26	1	EA.	CUSH, BW-02 COOLER SEAT 72QT	1668250	
27	1	EA.	CUSH, BW2100R-02 B/R CNSL	1668573	
28	1	EA.	CUSH, BW2100R-02 B/R CNSL TACKLE BOX	1683719	
29	1	EA.	CUSH, BW2100R-02 SUN LOUNGE FILLER	1631563	
30	1	EA.	BOLSTER, BW2100R-02 AFT PORT	1631357	
31	1	EA.	BOLSTER, BW2100R-02 AFT STBD	1631365	
32	1	EA.	COOLER, 72QT WHT	1016427	
33	1	EA.	SUN LOUNGE FILLER SUB-ASSY	09-408	
34	1	EA.	FOLDING SEAT SUB-ASSY	09-409	
35	39	EA.	SNAP STUD, W/#8 X 3/8" PH BR/NI/SS	0203786	
36	2	EA.	HOOK, PLAS COOLER 1/8" WHT	1043181	
37	1	EA.	CLEAT ASSY, HDPE BW-98 COOLER 72QT PORT SEAFM	1068139	
38	1	EA.	CLEAT ASSY, HDPE BW-98 COOLER 72QT STBD SEAFM	1068121	
39	7	EA.	CLEAT, HDPE BW-02 2.25"X 4"X 1"	1675149	
40	3	EA.	BRACKET, PVC 2"X 2"X 1/4"X 6" BW-01	1547280	

Boston Whaler, Inc.

DWG. NO. PB2100R22



UNLESS OTHERWISE SPECIFIED:
 DIMENSIONS ARE IN INCHES
 TOLERANCES
 DECIMALS ANGULAR
 ± .X ± X
 ± .XX ± X
 DO NOT SCALE DRAWING

**ASSEMBLY & PARTS
 IDENT. DOCUMENT**

SCALE: NONE DRAWN: R. CRAVEN
 DATE: 08/27/01 CHKD.:
 DESIGN:
 C MFG.



ENGINEERING DEPARTMENT
 TITLE: FISHBOX PUMPOUT
 ASSEMBLY
 2100R-02

CODE	DESCRIPTION	DATE	BY	APPD.
REVISIONS				

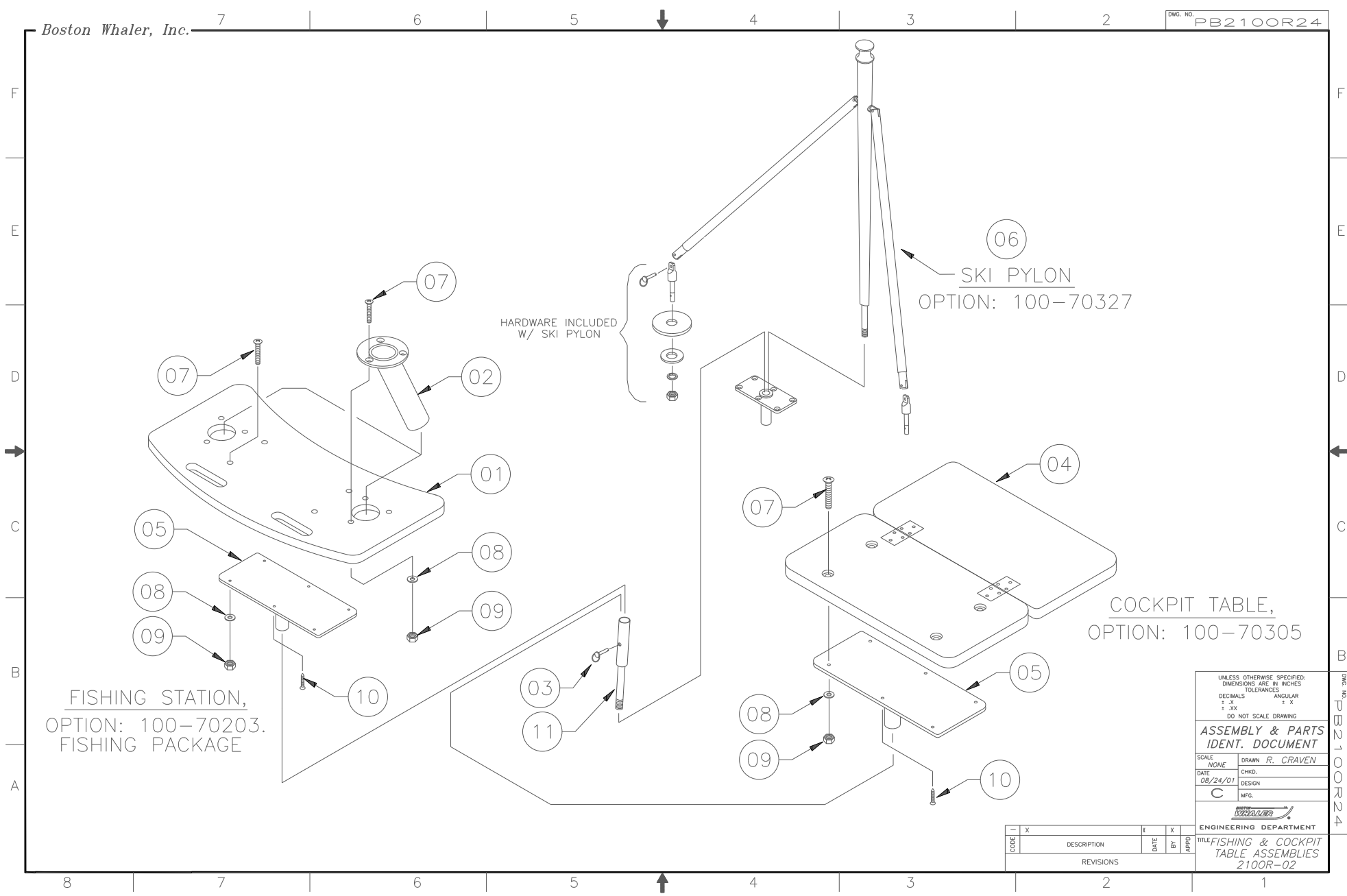
DWG. NO. PB2100R22

MODEL YEAR 2002 PARTS LIST

21' OUTRAGE-02

DOCUMENT CONTROL NO: PB2100R23

ITEM	QTY	U/M	DESCRIPTION	B.W.I. NO.
1	1	EA.	ELBOW, PVC 1.5" FPT x 1.5" BARB x 90D	0141515
2	14	EA.	CLAMP, HOSE #24 1" x 2" SS .505	0256693
3	0	FT.	HOSE, SANI/ SMOOTH WALL 1.5"	0123844
4	1	EA.	TEE, PVC 1.5" BARB x 1.5" BARB x1.5" BARB	1037027
5	3	EA.	VALVE, CHECK WHALE 1"	0555375
6	2	EA.	THRU-HULL, PLAS 1.5" TUBE x 90 DEG W/ GRILL	1668326
7	14	EA.	COVER, CLAMP END PROT 1/2"L x .045"	0830968



FISHING STATION,
 OPTION: 100-70203.
 FISHING PACKAGE

HARDWARE INCLUDED
 W/ SKI PYLON

SKI PYLON
 OPTION: 100-70327

COCKPIT TABLE,
 OPTION: 100-70305

UNLESS OTHERWISE SPECIFIED:
 DIMENSIONS ARE IN INCHES
 TOLERANCES
 DECIMALS ANGULAR
 ± .X ± X
 ± .XX ± X
 DO NOT SCALE DRAWING

**ASSEMBLY & PARTS
 IDENT. DOCUMENT**

SCALE: NONE DRAWN: R. CRAVEN
 DATE: 08/24/01 CHKD.:
 DESIGN:
 C MFG.



ENGINEERING DEPARTMENT
 TITLE: FISHING & COCKPIT
 TABLE ASSEMBLIES
 2100R-02

CODE	DESCRIPTION	DATE	BY	APPD
REVISIONS				

MODEL YEAR 2002 PARTS LIST

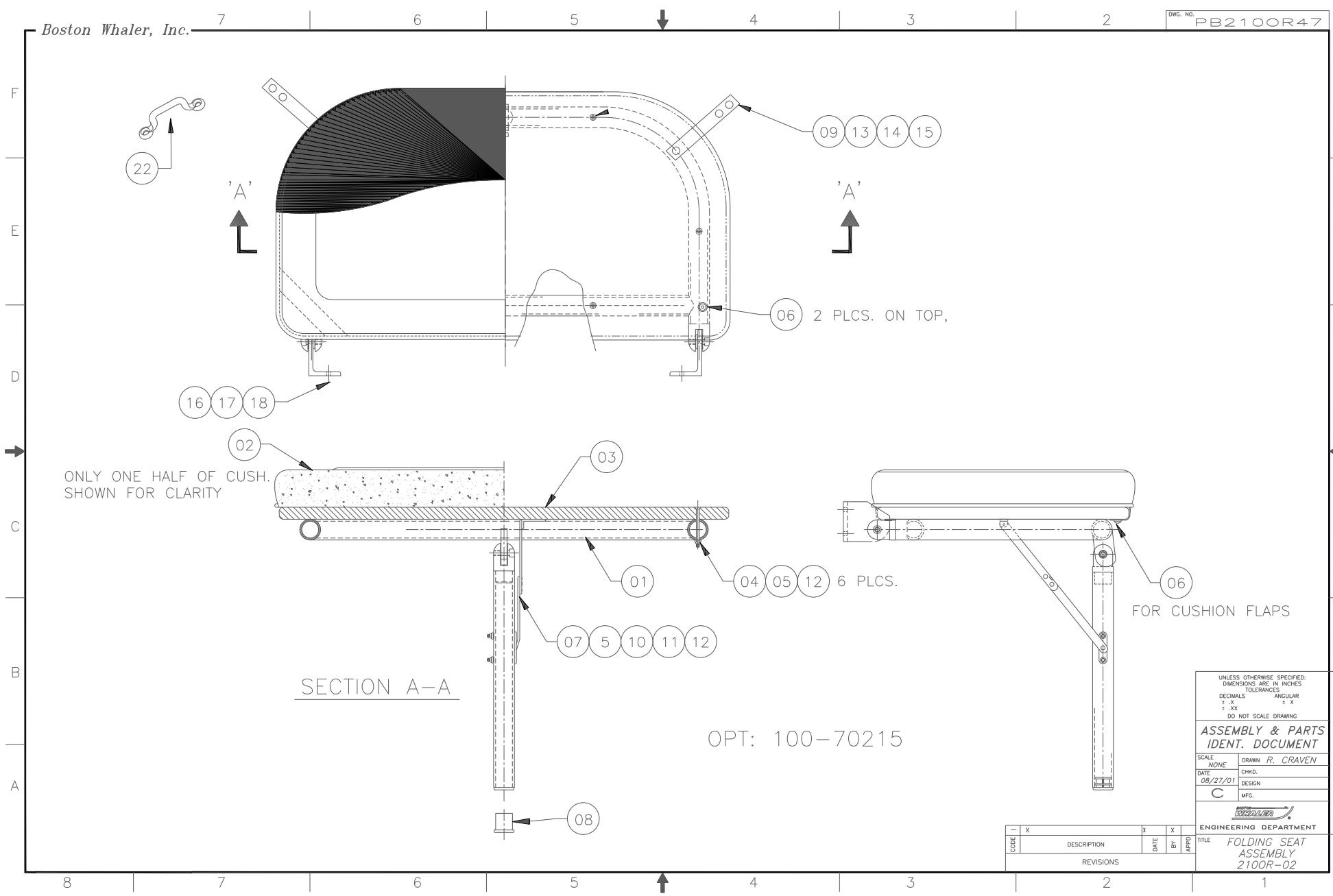
21' OUTRAGE-02
DOCUMENT CONTROL NO: PB2100R25

ITEM	OPTION QUANTITY			U/M	DESCRIPTION	B.W.I. NO.
01	1	0	0	EA.	FISHING STATION, HDPE BW-98 RAIL MNT SEAFM	1068485
02	2	0	0	EA.	ROD HOLDER, FLUSH MNT SS W/BW LOGO	1591643
03	1	1	0	EA.	PIN, QUICK RELEASE 1.25"	1031426
04	0	1	0	EA.	TABLE, HDPE BW-98 CKPT RAIL MNT SEAFM	1068550
05	1	1	0	EA.	SUPPORT, BW170DA-97 MNT TABLE M/W	1035047
06	0	0	1	EA.	SKI TOW PYLON, SS 31"	1685215
07	10	4	0	EA.	SCREW, MACHINE #1/4-20 X 1.5" POH SC	1010438
08	10	4	0	EA.	WASHER, FLAT #1/4" SC	1260769
09	10	4	0	EA.	NUT, HEX NYLON LOCK #1/4-20 SC	1007764
10	2	2	0	EA.	SCREW, TAPPING #10A X 3/4" PTH SC	1008762
11	1	1	0	EA.	SUPPORT, SS BW2100R-02 TABLE	1685666

OPT: 100-70203

OPT: 100-70305

OPT: 100-70327



8 7 6 5 4 3 2 1

UNLESS OTHERWISE SPECIFIED:
 DIMENSIONS ARE IN INCHES
 TOLERANCES
 DECIMALS ANGULAR
 ± .X ± X
 ± .XX ± X
 DO NOT SCALE DRAWING

ASSEMBLY & PARTS IDENT. DOCUMENT

SCALE: NONE DRAWN: R. CRAVEN
 DATE: 08/27/01 CHKD.:
 DESIGN:
 MFG.: C

ENGINEERING DEPARTMENT

TITLE: FOLDING SEAT ASSEMBLY 2100R-02

CODE	DESCRIPTION	DATE	BY	APPD.
X				

DWG. NO. PB2100R47

MODEL YEAR 2002 PARTS LIST

21' OUTRAGE-02

DOCUMENT CONTROL NO: PB2100R48

ITEM	QTY.	U/M	DESCRIPTION	B.W.I. NO.
01	1	EA	FRAME, BW210/2300R-99 FOLDING SEAT CNSL	1185909
02	1	EA	CUSH, BW2100R-02 FOLDING SEAT CNSL	1668789
03	1	EA	BASE, HDPE BW210/2300R-99 FOLDING SEAT	1196690
04	6	EA	SCREW, MACHINE #10-24 X 2.5" POH SC	1260967
05	10	EA	NUT, HEX NYLON LOCK #10-24 SC	1007772
06	10	EA	SNAP STUD, W/#8 x 3/8" PH BR/NI/SS	0203786
07	.50	PR	BRACE, DOOR/HATCH SUPPORT LOCKING 10"	221127
08	1	EA	CAP, VINYL LEG TIP BLK 1.25"	1246487
09	2	EA	VINYL, P/C BW210/2300R-99 STRP FDLG SEAT	1240100
10	2	EA	SCREW, MACHINE #10-24 X 1" PFH SC	1326321
11	2	EA	SCREW, MACHINE #10-24 X 1.75" PTH SC	1341973
12	10	EA	WASHER, FLAT #10 SC	1260751
13	2	EA	WASHER, FINISH #10 SS	896258
14	2	EA	NUT, BBL #10-24 X 3/8" TH CHR/BR	1040211
15	2	EA	SCREW, MACHINE #10-24 X 1/2" POH SC	1008432
16	4	EA	SCREW, MACHINE #1/4-20 X 1.25" PPH SC	1260975
17	4	EA	NUT, HEX NYLON LOCK #1/4-20 SC	1007764
18	4	EA	WASHER, FENDER 1/4" X 1.25" SC	1260678
19	4	EA	WASHER, FLAT #8 SC	1326297
20	4	EA	NUT, HEX NYLON LOCK #8-32 SC	1260728
21	4	EA	SCREW, MACHINE #8-32 X 3/4" PTH SC	1010735
22	2	EA	BRACKET, BW-97 BATT HOLDDOWN 1.25" CHR	1042837

SHOWER SPRAYER & WATER INLET

STERN DECK

OPT:100-70313

UNLESS OTHERWISE SPECIFIED:
DIMENSIONS ARE IN INCHES
TOLERANCES

DECIMALS	ANGULAR
± .X	± X
± .XX	

DO NOT SCALE DRAWING

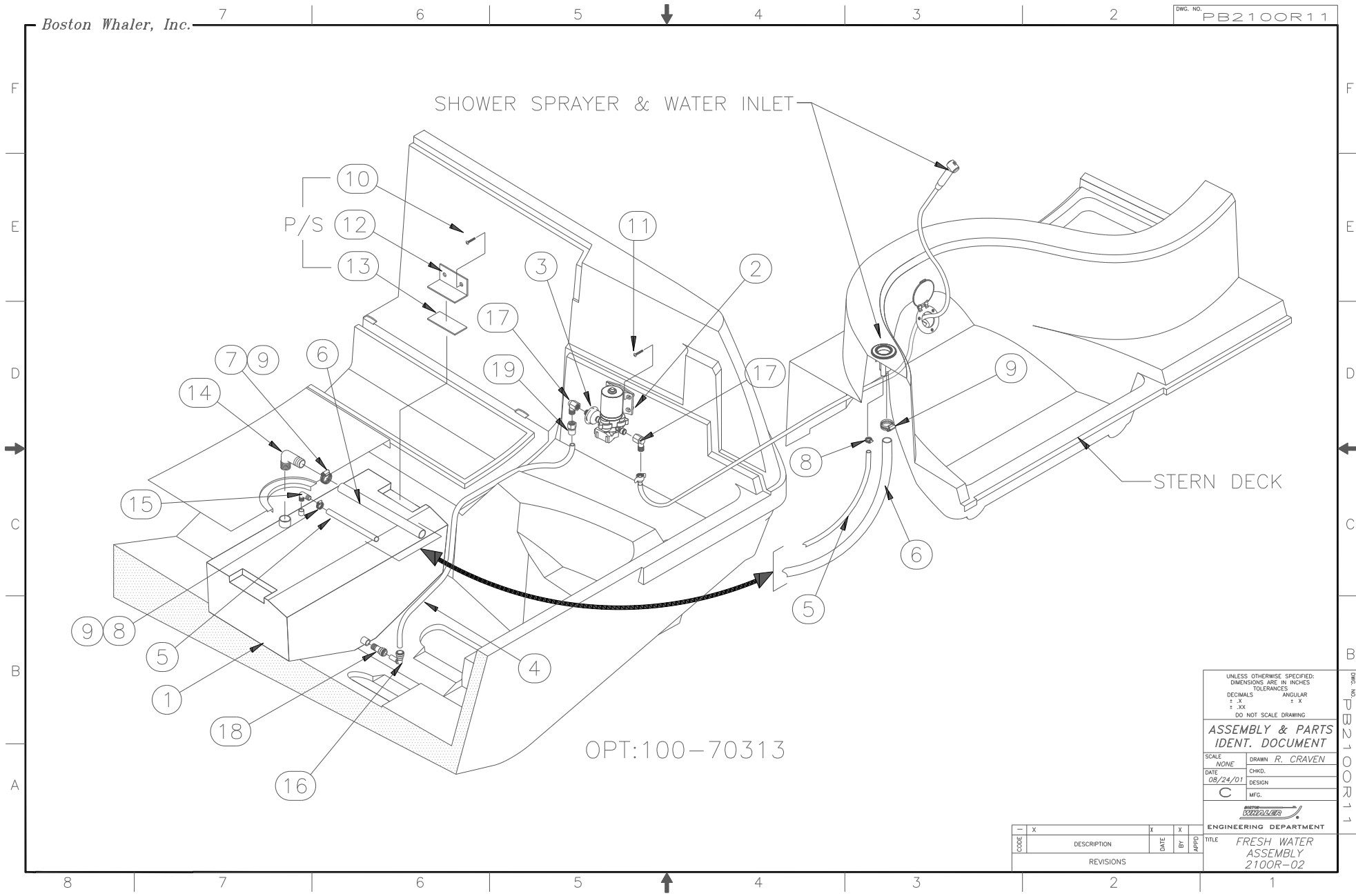
ASSEMBLY & PARTS IDENT. DOCUMENT

SCALE	NONE	DRAWN	R. CRAVEN
DATE	08/24/01	CHKD.	
		DESIGN	
		MFG.	

ENGINEERING DEPARTMENT

CODE	X	DESCRIPTION	X	X	X
			DATE	BY	APPD
REVISIONS					

TITLE: FRESH WATER ASSEMBLY 210OR-02



MODEL YEAR 2002 PARTS LIST

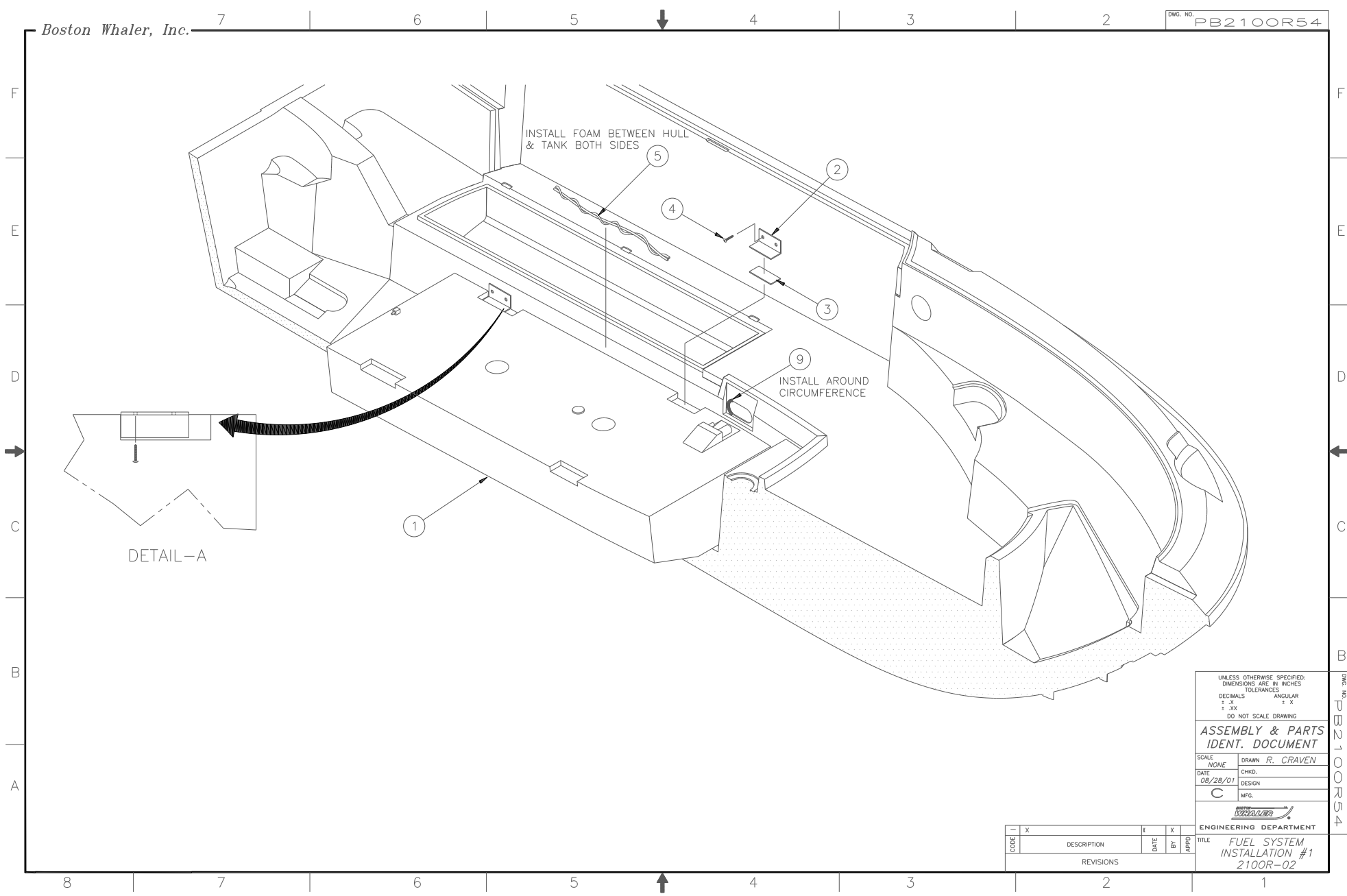
21' OUTRAGE-02

DOCUMENT CONTROL NO: PB2100R12

ITEM	QTY	U/M	DESCRIPTION	B.W.I. NO.
1	1	EA.	TANK, WATER 2100R-02 20GAL	1630011
2	1	EA.	PUMP, FRESH WATER SHURFLO 2.8GPM IMP	1128164
3	1	EA.	FILTER, IN-LINE WATER 1/2" FPT	0406710
4	0	FT.	TUBING, WHALE 15MM X 10MM X 164' BLUE	1137025
5	0	FT.	HOSE, SANI/CHEMICAL TDX 5/8"	0124719
6	0	FT.	HOSE, SANI/SMOOTH WALL 1.5"	0123844
7	2	EA.	CLAMP, HOSE #24 1"-2" SS .505	0256693
8	2	EA.	CLAMP, HOSE #10 1/2"-1 1/8" SS .505	0263954
9	4	EA.	COVER, CLAMP END PROT 1/2"L X .045"X .465"RED	0830968
10	4	EA.	SCREW, TAPPING #14A x 1.5" PTH SC	1010909
11	4	EA.	SCREW, TAPPING #10A x 2" PTH SC	1008754
12	2	EA.	BRACKET, PVC 2"X 2"X 1/4"X 6" BW-01	1547280
13	1	FT.	TAPE, FOAM NEOPRENE W/3M 9828 3/8"TH X 2W	1497452
14	1	EA.	DRAIN, ELBOW 90DEG 1.5" SHORT THREAD X BARB	1675214
15	1	EA.	ELBOW, MARELON 1/2"MPT X 5/8"BARB X 90DEG	0995563
16	1	EA.	ELBOW, WHALE 90DEG STEM 15MM	0909978
17	2	EA.	ELBOW, ACETAL 1/2"MPT X 1/2"FPT X 90DEG	0172551
18	1	EA.	ADAPTER, SEATECH STRAIGHT 1/2"M-15MM BRASS	1216308
19	1	EA.	ADAPTER, WHALE 1/2"F-15MM BRASS	1137041
20	3	GL	ANTI-FREEZE, PROPYLENE GLYCOL	0902395

Boston Whaler, Inc.

DWG. NO. PB2100R54



UNLESS OTHERWISE SPECIFIED:
 DIMENSIONS ARE IN INCHES
 TOLERANCES
 DECIMALS ANGULAR
 ± .X ± X
 ± .XX ± .X
 DO NOT SCALE DRAWING

ASSEMBLY & PARTS IDENT. DOCUMENT

SCALE: NONE DRAWN: R. CRAVEN
 DATE: 08/28/01 CHKD.:
 DESIGN:
 C MFG.:



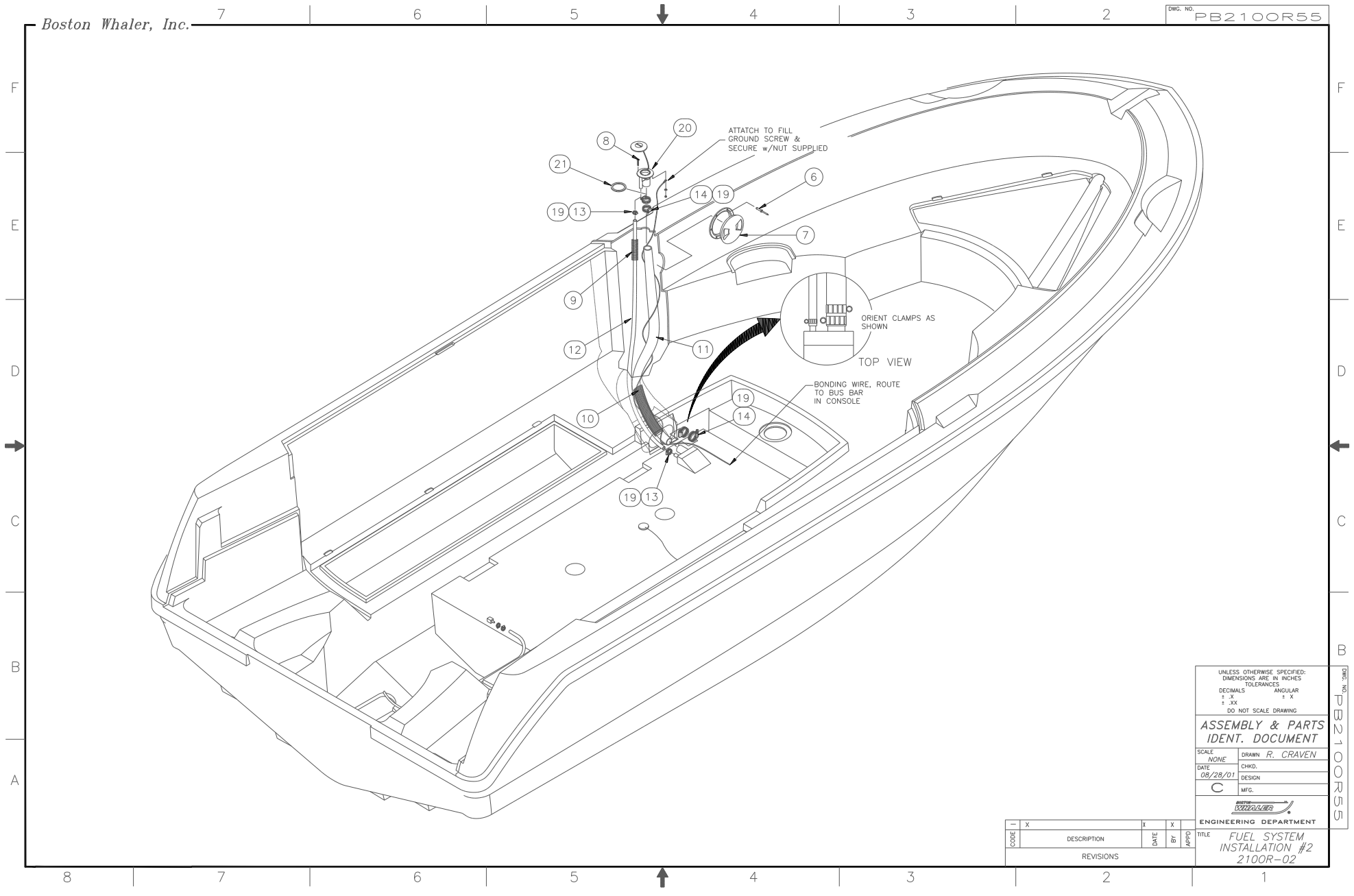
ENGINEERING DEPARTMENT
 TITLE: FUEL SYSTEM INSTALLATION #1
 2100R-02

CODE	DESCRIPTION	DATE	BY	APPROV.
REVISIONS				

DWG. NO. PB2100R54

Boston Whaler, Inc.

DWG. NO. PB2100R55



UNLESS OTHERWISE SPECIFIED:
 DIMENSIONS ARE IN INCHES
 TOLERANCES
 DECIMALS ANGULAR
 ± .X ± X
 ± .XX ± .XX
 DO NOT SCALE DRAWING

ASSEMBLY & PARTS IDENT. DOCUMENT

SCALE: NONE DRAWN: R. CRAVEN
 DATE: 08/28/01 CHKD.:
 DESIGN:
 C MFG.

BOSTON WHALER
 ENGINEERING DEPARTMENT

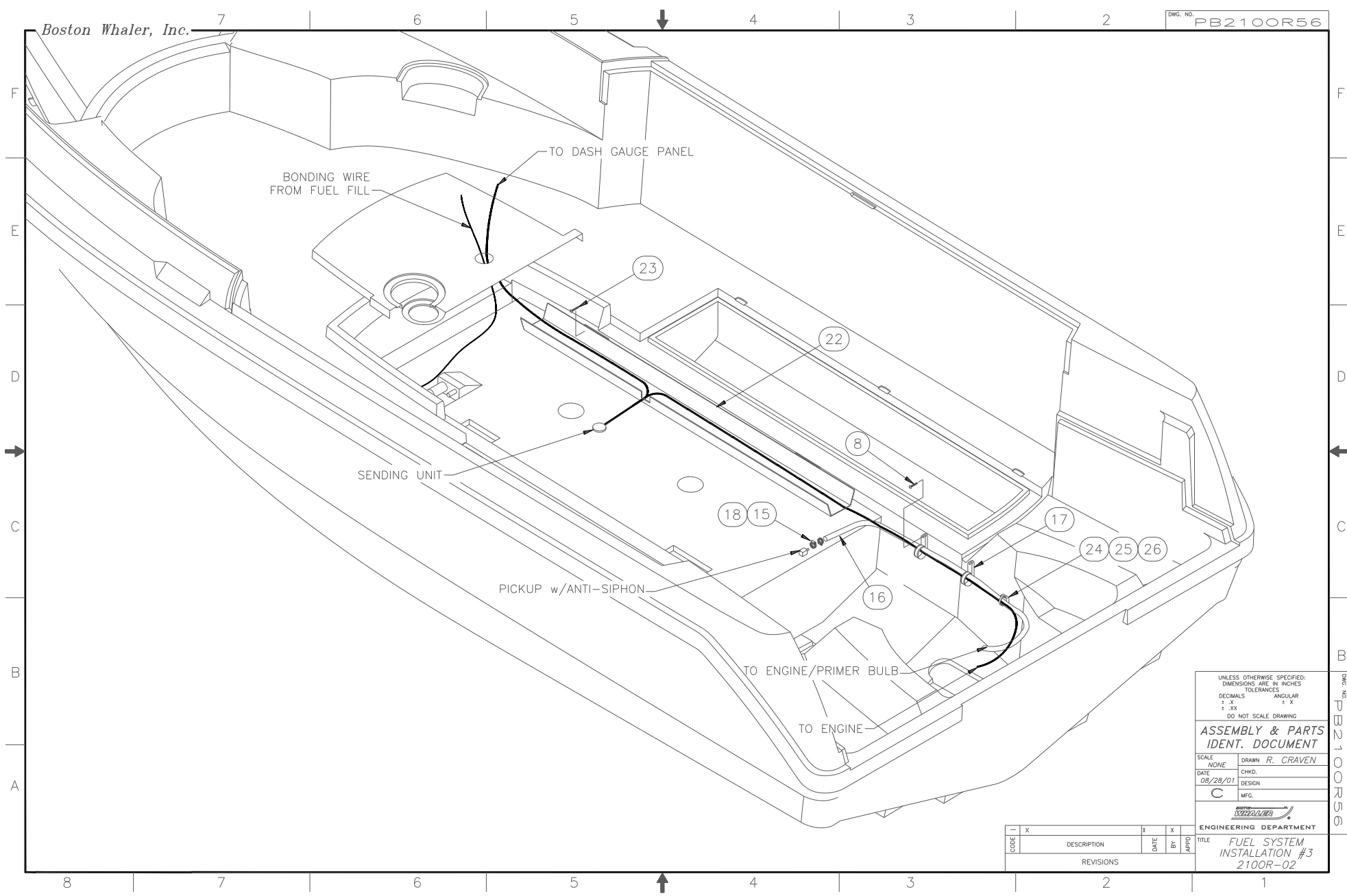
CODE	DESCRIPTION	DATE	BY	APPD
—	X	X	X	X
REVISIONS				

TITLE: FUEL SYSTEM INSTALLATION #2 2100R-02

DWG. NO. PB2100R55

Boston Whaler, Inc.

DWG. NO. PB2100R56



UNLESS OTHERWISE SPECIFIED:
 DIMENSIONS ARE IN INCHES
 TOLERANCES
 DECIMALS ANGULAR
 ± .X ± X
 ± .XX ± .XX
 DO NOT SCALE DRAWING

ASSEMBLY & PARTS IDENT. DOCUMENT

SCALE: NONE DRAWN: R. CRAVEN
 DATE: 08/28/01 CHKD.:
 C DESIGN:
 MFG.



ENGINEERING DEPARTMENT
 TITLE: FUEL SYSTEM INSTALLATION #3 2100R-02

CODE	DESCRIPTION	DATE	BY	APPD.
X				

DWG. NO. PB2100R56

MODEL YEAR 2002 PARTS LIST

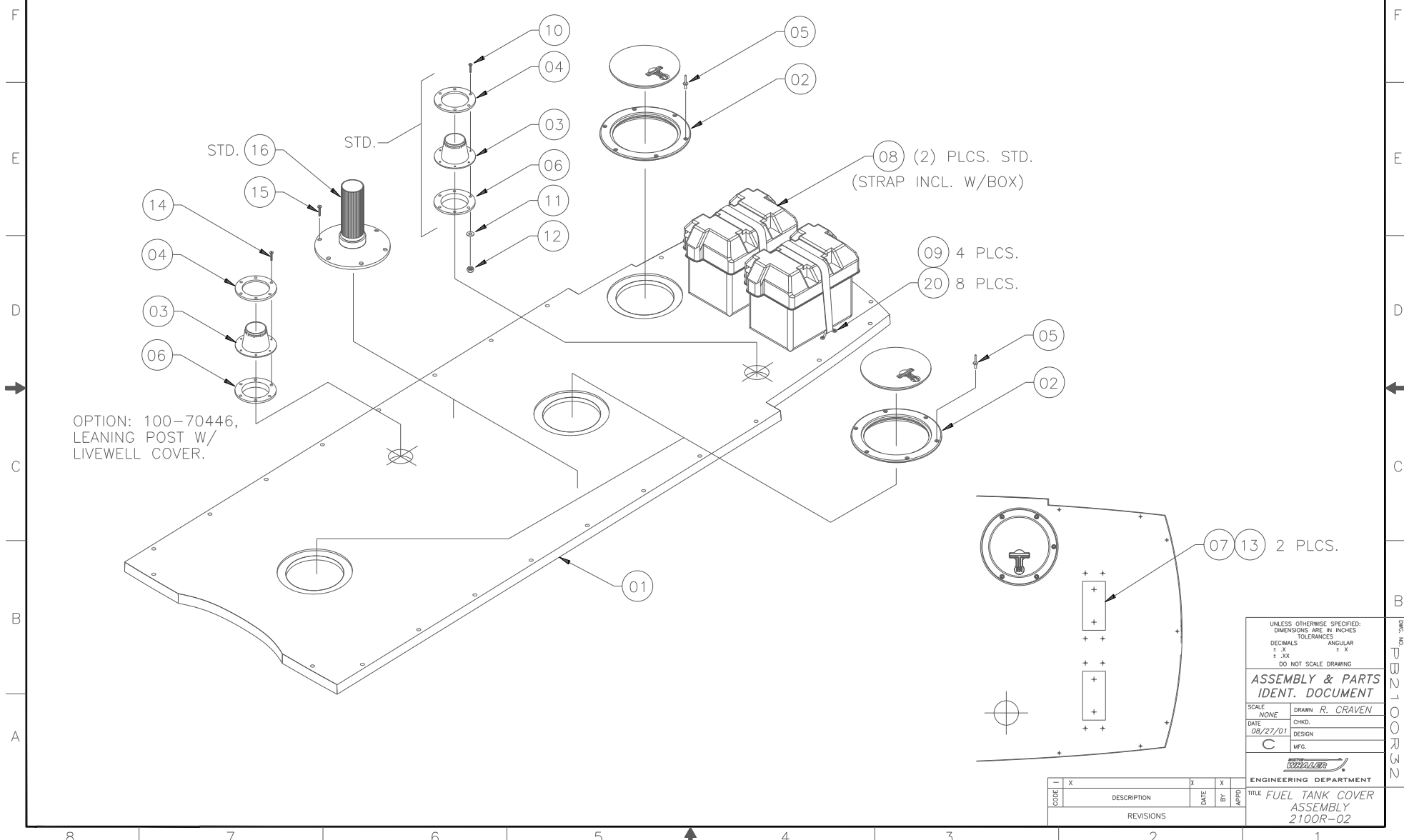
21' OUTRAGE-02

DOCUMENT CONTROL NO: PB2100R57

ITEM	QTY	U/M	DESCRIPTION	B.W.I. NO.
1	1	EA.	TANK, FUEL BW 95GAL 2100R-02	1630003
2	4	EA.	BRACKET, PVC 2" x 2" x 1/4" x 6"	1547280
3	2	FT.	TAPE, FOAM NEOPRENE w3M 9828 3/8" T	1497452
4	8	EA.	SCREW, TAPPING #14 x 1.5" PTH SC	1010909
5	30	FT.	FOAM, BACKER ROD 7/8" DIA.	1041698
6	6	EA.	RIVET, POP/BLIND #3/16 X 5/8" ALUM	0189415
7	1	EA.	ACCESS PLATE, POLYPROP TWIST-OUT 5" WHT	1016153
8	10	EA.	SCREW, TAPPING #8 x 1" PPH SC	1213115
9	6	FT.	HOSE, CONDUIT/SPLIT 3/4" FLAME RETARD	1501824
10	5	FT.	HOSE, CONDUIT/SPLIT 1.5" FLAME RETARD	1501857
11	0	FT.	HOSE, FUEL 1.5" TYPE CLASS 2	0123745
12	0	FT.	HOSE, FUEL 5/8" ISO/CE	0947499
13	2	EA.	CLAMP, HOSE #10 1/2"-1 1/8" SS .50	0263954
14	4	EA.	CLAMP, HOSE #24 1"-2" SS .505	0256693
15	3	EA.	CLAMP, HOSE #06 5/16"-7/8" SS MIN	0123398
16	0	FT.	HOSE, FUEL 3/8" ISO/CE w/PLAS LINER	1497486
17	3	EA.	CLIP, SUPPORT 2" DIA.	1323427
18	3	EA.	COVER, CLAMP END PROT 1/2"L x .020"	1116870
19	6	EA.	COVER, CLAMP END PROT 1/2" x .035"	0830976
20	1	EA.	DECK PLATE, GAS CHR W/VENT STRAIGHT RED CODE	1109370
21	1	EA.	DECK PLATE, GAS CHR W/VENT (SHIM ONLY)	1098615
22	1	EA.	SUPPORT, PLAS RIGGING BW-97 WHT 5'	1043587
23	2	EA.	SCREW, TAPPING #10A x 3/4" PTH SC	1008762
24	1	EA.	TIE, CLIP BLK	1031764
25	1	EA.	TIE, CABLE 6" LG NYLON BLK	0999672
26	1	EA.	SCREW, TAPPING #8A x 5/8" PTH SC	1010925

Boston Whaler, Inc.

DWG. NO. PB2100R32



OPTION: 100-70446,
LEANING POST W/
LIVEWELL COVER.

08 (2) PLCS. STD.
(STRAP INCL. W/BOX)

09 4 PLCS.
20 8 PLCS.

07 13 2 PLCS.

UNLESS OTHERWISE SPECIFIED:
DIMENSIONS ARE IN INCHES
TOLERANCES
DECIMALS ANGULAR
± .X ± X
± .XX ± .X
DO NOT SCALE DRAWING

**ASSEMBLY & PARTS
IDENT. DOCUMENT**

SCALE: NONE DRAWN: R. CRAVEN
DATE: 08/27/01 CHKD.:
DESIGN:
C MFG.:

ENGINEERING DEPARTMENT

TITLE: FUEL TANK COVER
ASSEMBLY
2100R-02

CODE	DESCRIPTION	DATE	BY	APPD.
X				

REVISIONS

DWG. NO. PB2100R32

MODEL YEAR 2002 PARTS LIST

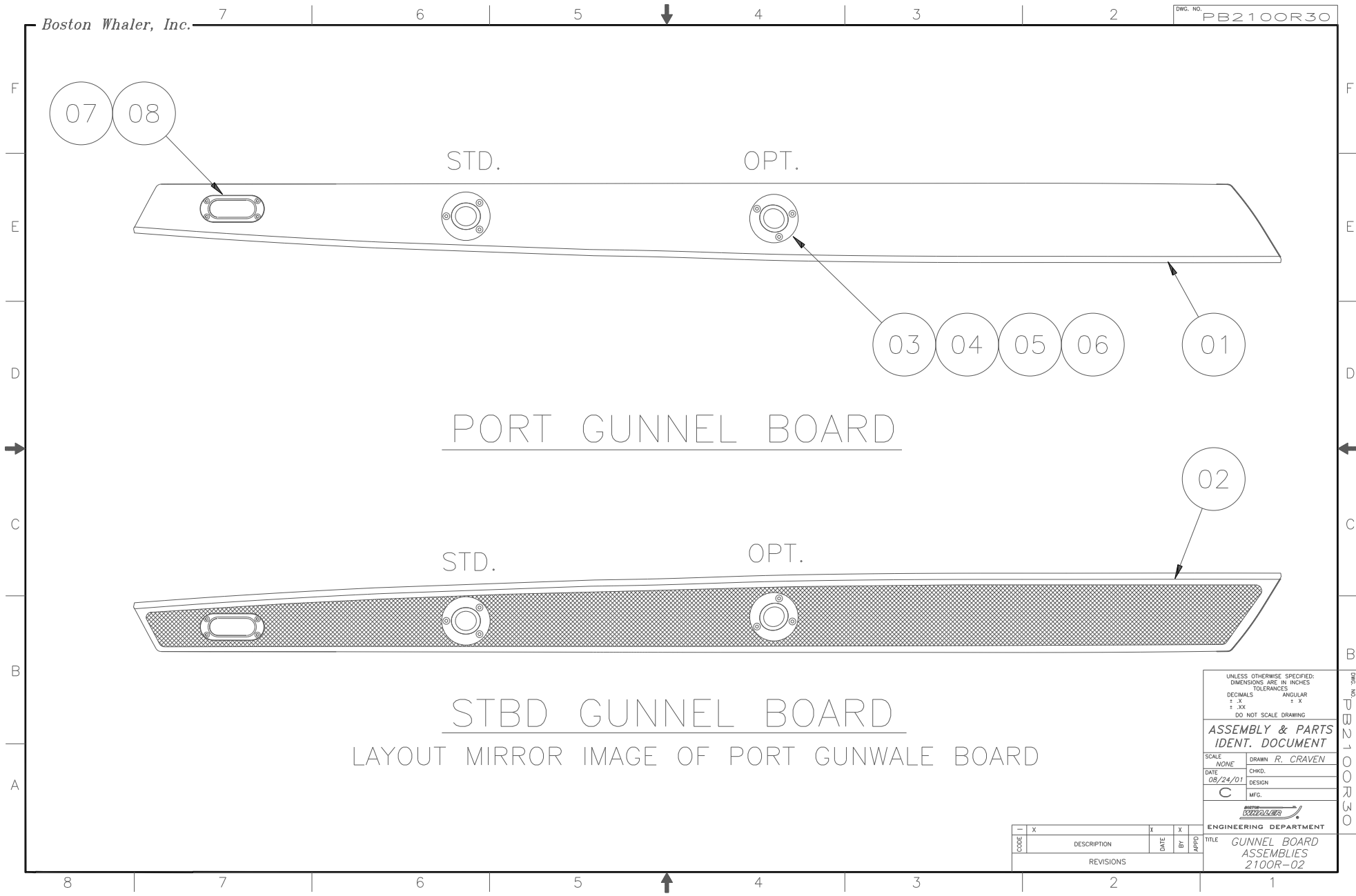
21' OUTRAGE-02

DOCUMENT CONTROL NO: PB2100R33

ITEM	STD. QTY.	OPT. QTY.	U/M	DESCRIPTION	MRP NUMBER
01	1	0	EA.	FIBERGLASS PART, FUEL TANK COVER	22-K046-00
02	3	0	EA.	ACCESS PLATE, POLYPROP TWIST-OUT 6" WHT	1068642
03	1	1	EA.	BOOT, CABLE 3" BLK	1043223
04	1	1	EA.	BOOT, CABLE RING 3" BLK	1043330
05	18	0	EA.	RIVET, POP/BLIND #3/16 X 1" ALUM	0324715
06	1	1	EA.	GROMMET, CABLE BOOT 3" BLK	1574839
07	2	0	EA.	CLEAT, HDPE BW-02 BATTERY BOX WHT	1618602
08	2	0	EA.	HOLDER, BATTERY GR27 POWER GUARD	0995068
09	4	0	EA.	BRACKET, BW-97 BATT HOLDDOWN 1.25"CHR/PLT	1042837
10	14	0	EA.	SCREW, MACHINE #8-32 x 1.25" POH SC	1214741
11	6	0	EA.	NUT, LOCK #8-32 SC	1009927
12	6	0	EA.	WASHER, FLAT #8 SS	0152900
13	4	0	EA.	SCREW, TAPPING #8A X 3/4" PFH SC	1008408
14	0	6	EA.	SCREW, TAPPING #8A X 1" PFH SC	1229574
15	12	0	EA.	SCREW, MACHINE #1/4-20 X 1.25" PFH SC	1213289
16	2	0	EA.	PEDESTAL, ALUM 23.5" FLUTED MILLENNIUM	1611631
17	0	12	EA.	SCREW, TAPPING #14A X 1.5" PPH SC	1008697
18	0	12	EA.	WASHER, FENDER 1/4"X 1.25" SC	1260678
19	0	1	EA.	LEANING POST/LIVWELL SUB-ASSY. (REF-PB2100R*)	*41-44
20	0	1	EA.	SCREW, TAPPING #8 x 1 POH SC	1213065

Boston Whaler, Inc.

DWG. NO. PB2100R30



PORT GUNNEL BOARD

STBD GUNNEL BOARD

LAYOUT MIRROR IMAGE OF PORT GUNWALE BOARD

UNLESS OTHERWISE SPECIFIED:
DIMENSIONS ARE IN INCHES
TOLERANCES

DECIMALS	ANGULAR
± .X	± X
± .XX	

DO NOT SCALE DRAWING

ASSEMBLY & PARTS IDENT. DOCUMENT

SCALE	NONE	DRAWN	R. CRAVEN
DATE	08/24/01	CHKD.	
		DESIGN	
		MFG.	

ENGINEERING DEPARTMENT

TITLE: GUNNEL BOARD ASSEMBLIES 2100R-02

CODE	DESCRIPTION	DATE	BY	APPD

REVISIONS

DWG. NO. PB2100R30

MODEL YEAR 2002 PARTS LIST

21' OUTRAGE-02

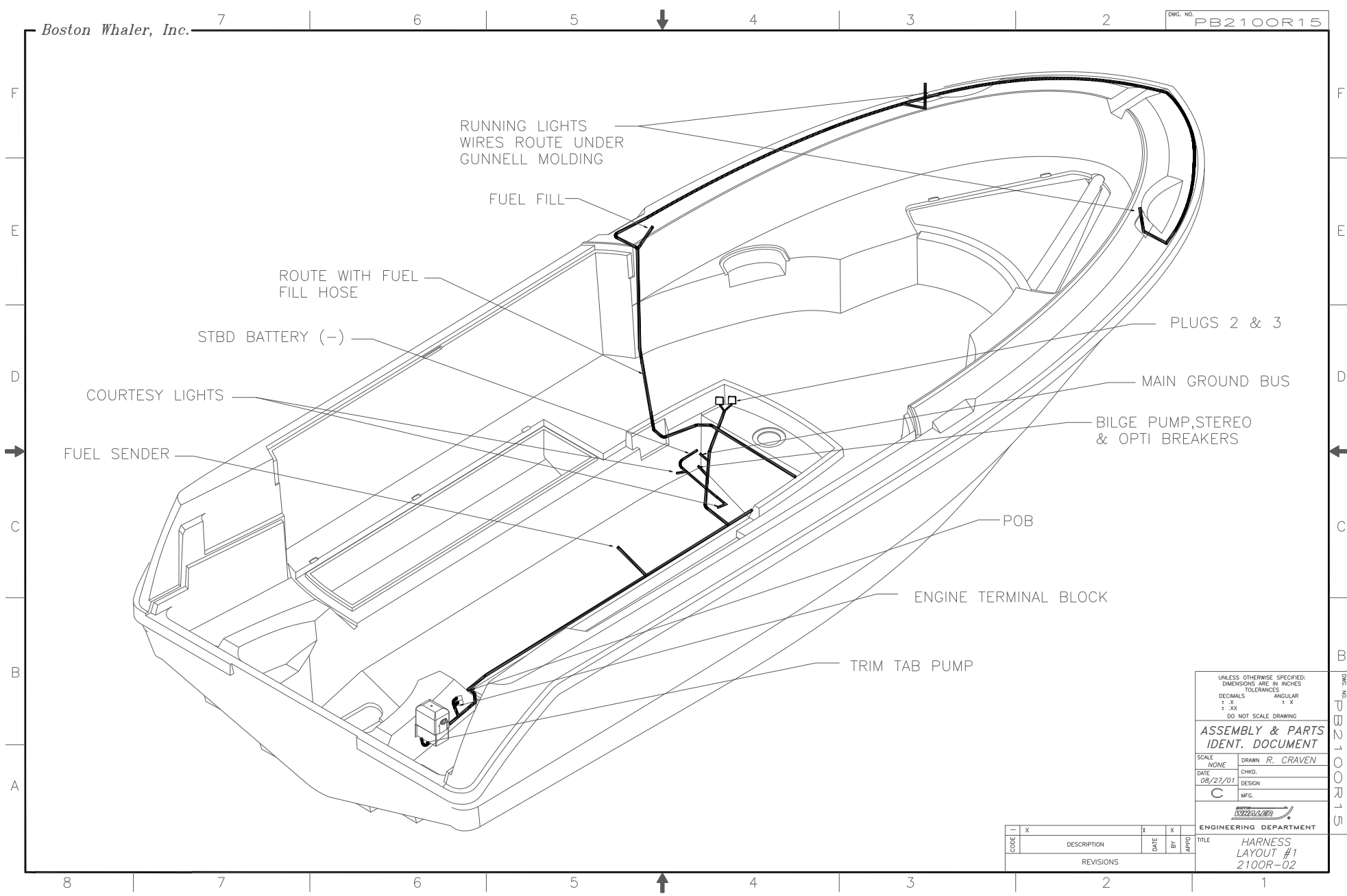
DOCUMENT CONTROL NO: PB2100R31

ITEM	STD. QTY.	OPT. QTY.	U/M	DESCRIPTION	MRP NUMBER
01	1	0	EA.	FIBERGLASS PART, GUNNEL BOARD, PORT	22-K048-00
02	1	0	EA.	FIBERGLASS PART, GUNNEL BOARD, STBD	22-K048-01
03	2	2	EA.	ROD HOLDER, FLUSH MNT SS W/BW LOGO	1591643
04	6	6	EA.	SCREW, MACHINE #1/4-20 X 1.5" POH SC	1010438
05	6	6	EA.	NUT, HEX NYLON LOCK #1/4-20 SC	1007764
06	6	6	EA.	WASHER, FLAT #1/4" SC	1260769
07	2	0	EA.	HAWSE PIPE, SS 5.5" x 2.5"OD x 4" x 1.75"ID	0859066
08	8	0	EA.	SCREW, TAPPING #10A x 1.5" POH SC	1008515

OPT: 100-70203

Boston Whaler, Inc.

DWG. NO. PB2100R15



UNLESS OTHERWISE SPECIFIED:
 DIMENSIONS ARE IN INCHES
 TOLERANCES
 DECIMALS ANGULAR
 ± .X ± X
 ± .XX ± .XX
 DO NOT SCALE DRAWING

**ASSEMBLY & PARTS
 IDENT. DOCUMENT**

SCALE	NONE	DRAWN	R. CRAVEN
DATE	08/27/01	CHKD.	
		DESIGN	
		MFG.	

ENGINEERING DEPARTMENT

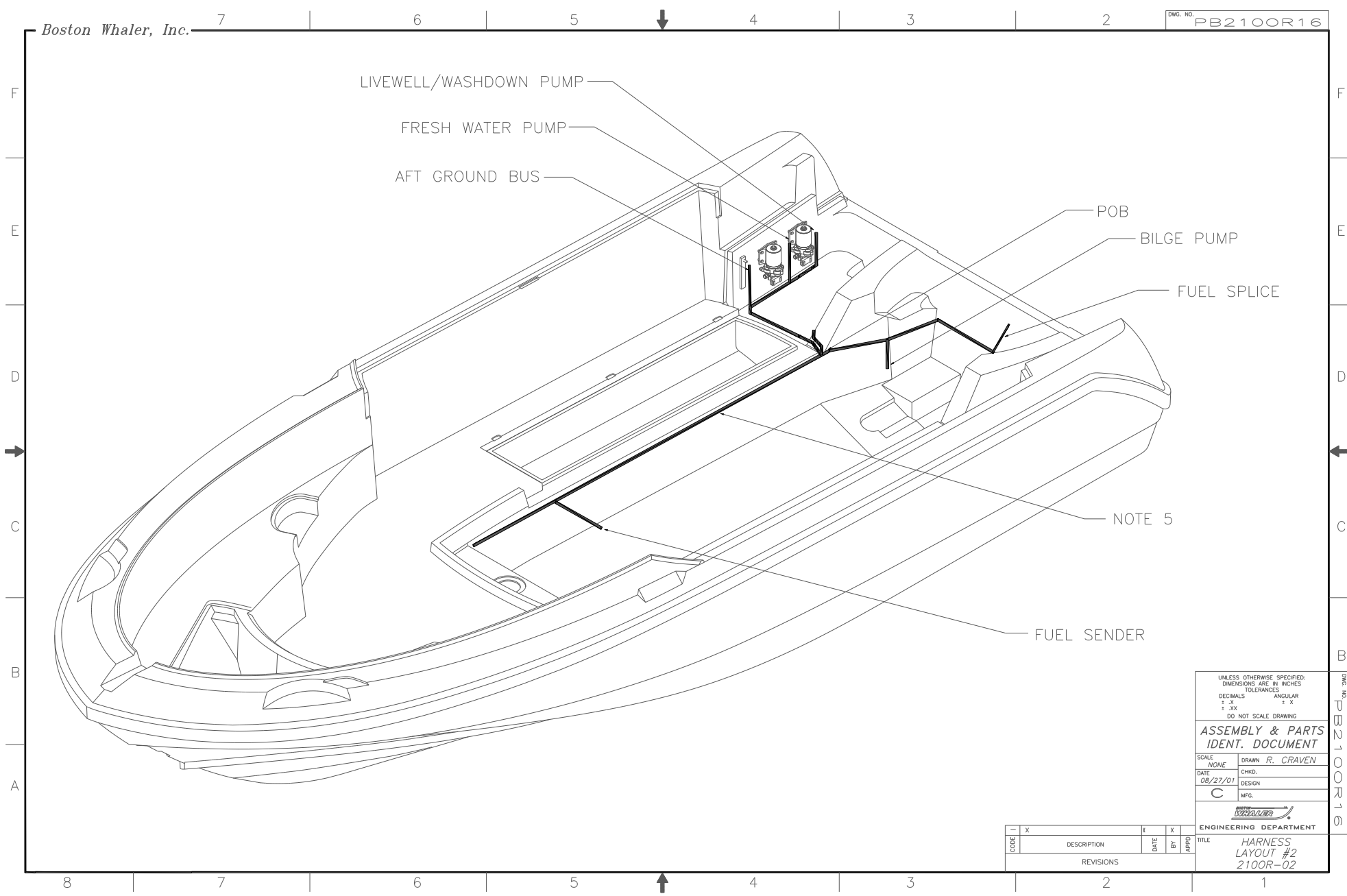
CODE	DESCRIPTION	DATE	BY	APPROV

TITLE
**HARNES
 LAYOUT #1
 2100R-02**

DWG. NO. PB2100R15

Boston Whaler, Inc.

DWG. NO. PB2100R16



UNLESS OTHERWISE SPECIFIED:
 DIMENSIONS ARE IN INCHES
 TOLERANCES
 DECIMALS ANGULAR
 ± .X ± X
 ± .XX ± .XX
 DO NOT SCALE DRAWING

**ASSEMBLY & PARTS
 IDENT. DOCUMENT**

SCALE: NONE DRAWN: R. CRAVEN
 DATE: 08/27/01 CHKD.:
 C DESIGN:
 MFG.:

BOSTON WHALER
 ENGINEERING DEPARTMENT

CODE	DESCRIPTION	DATE	BY	APPD
X				
REVISIONS				

TITLE: HARNESS LAYOUT #2 2100R-02

DWG. NO. PB2100R16

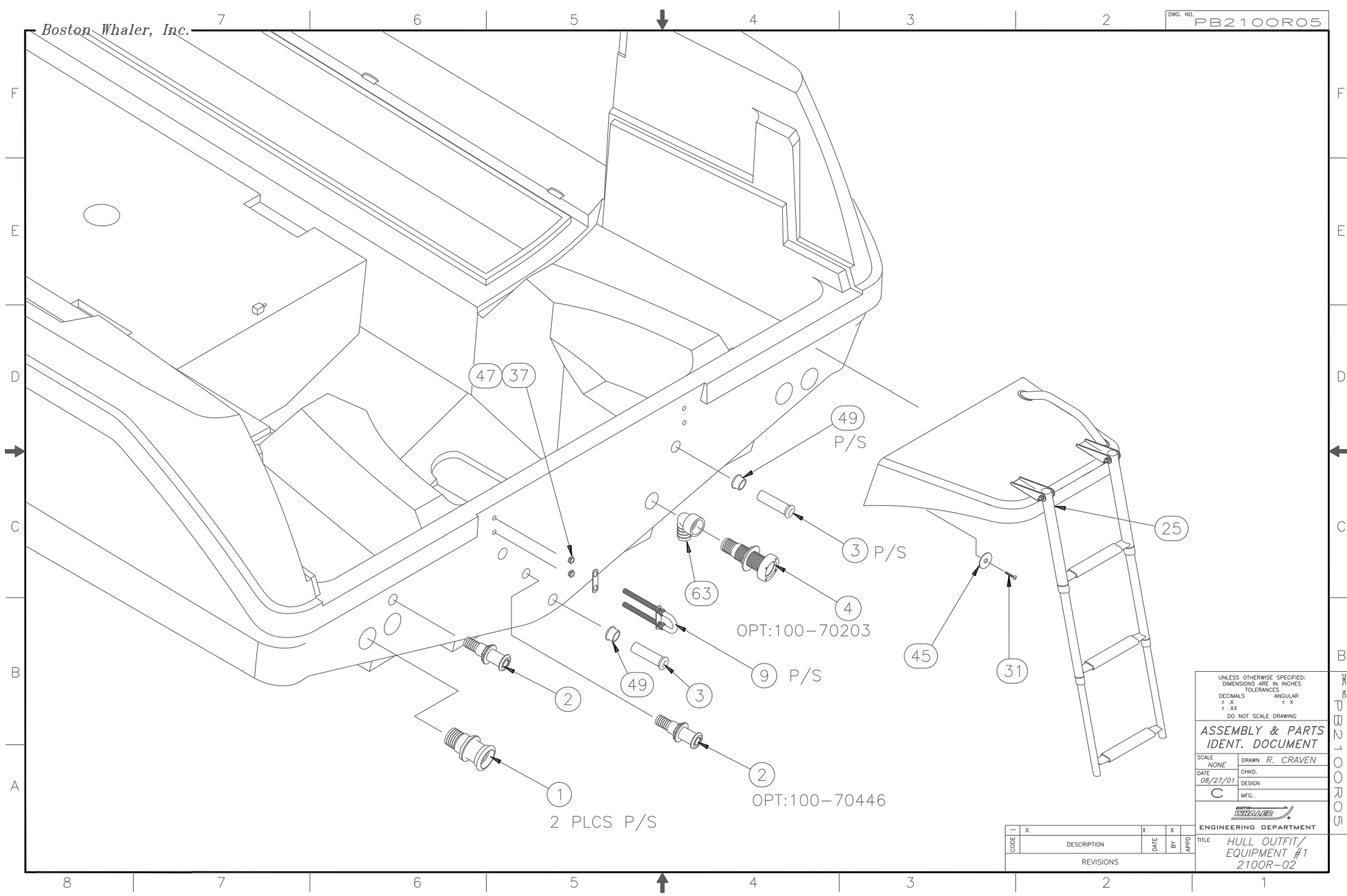
MODEL YEAR 2002 PARTS LIST

21' OUTRAGE-02
DOCUMENT CONTROL NO: PB2100R17

ITEM	QTY.	U/M	DESCRIPTION	B.W.I. NO.
01	50	EA.	TIE, CLIP BLK	1031764
02	50	EA.	TIE, CABLE 6" LG NYLON BLK	999672
03	50	EA.	SCREW, TAPPING #8A x 5/8" PTH	1010925
04	1	EA.	TAPE, ELECTRICAL VINYL 3/4" x 60YD	912014

Boston Whaler, Inc.

DWG. NO. PB210OR05



UNLESS OTHERWISE SPECIFIED:
 DIMENSIONS ARE IN INCHES
 TOLERANCES
 DECIMALS ANGULAR
 ± .X ± X
 ± .XX ± X
 DO NOT SCALE DRAWING

ASSEMBLY & PARTS IDENT. DOCUMENT

SCALE: NONE DRAWN: R. CRAVEN
 DATE: 08/27/01 CHKD.:
 DESIGN:
 C MFG.

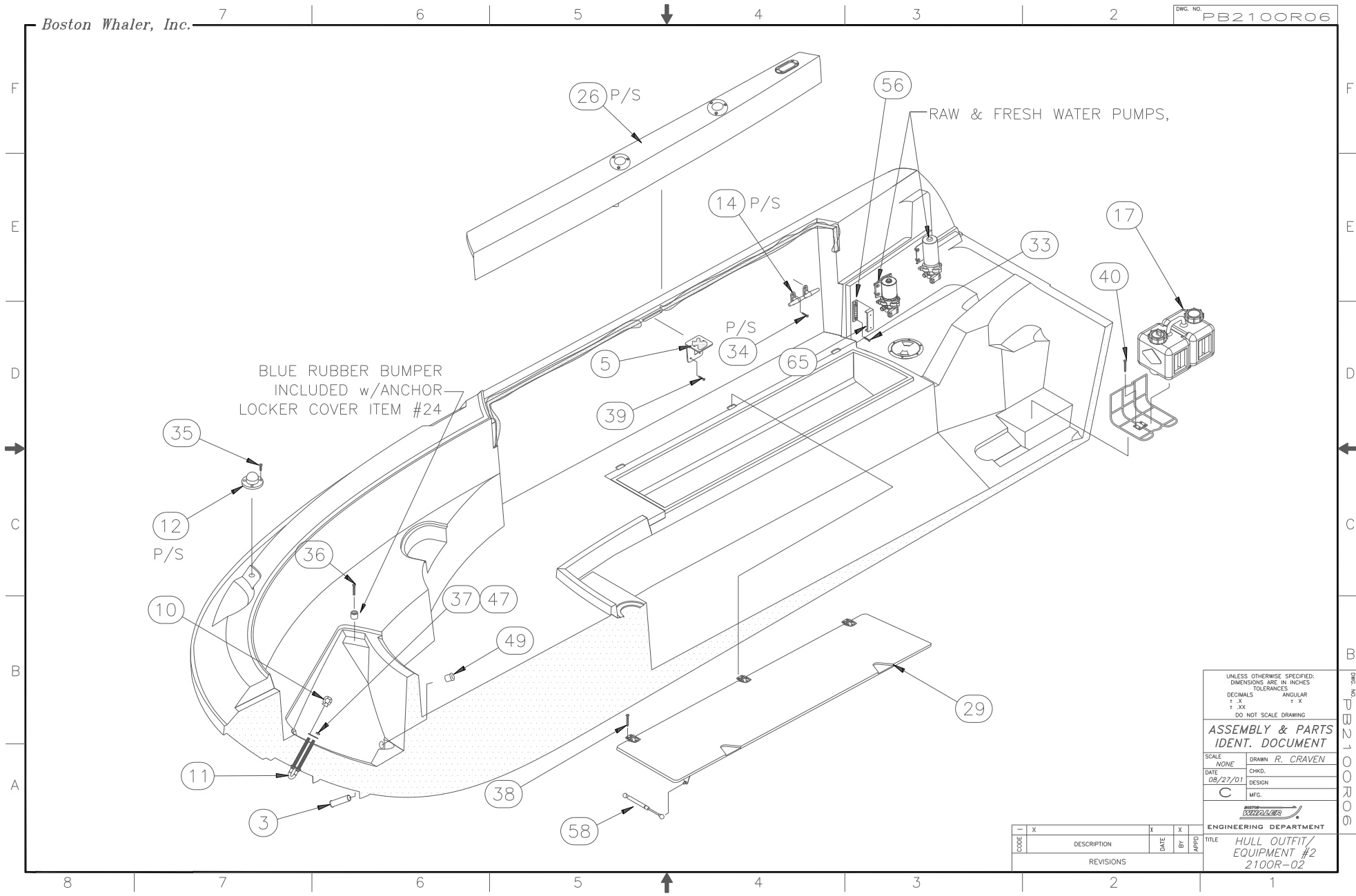
BOSTON WHALER
 ENGINEERING DEPARTMENT

CODE	DESCRIPTION	DATE	BY	APPROD
REVISIONS				

TITLE: HULL OUTFIT/
 EQUIPMENT #1
 210OR-02

Boston Whaler, Inc.

DWG. NO. PB210OR06



BLUE RUBBER BUMPER INCLUDED w/ANCHOR LOCKER COVER ITEM #24

RAW & FRESH WATER PUMPS,

UNLESS OTHERWISE SPECIFIED:
DIMENSIONS ARE IN INCHES
TOLERANCES

DECIMALS	ANGULAR
± .X	± X
± .XX	

DO NOT SCALE DRAWING

ASSEMBLY & PARTS IDENT. DOCUMENT

SCALE	NONE	DRAWN	R. CRAVEN
DATE	08/27/01	CHKD.	
		DESIGN	
		MFG.	

ENGINEERING DEPARTMENT

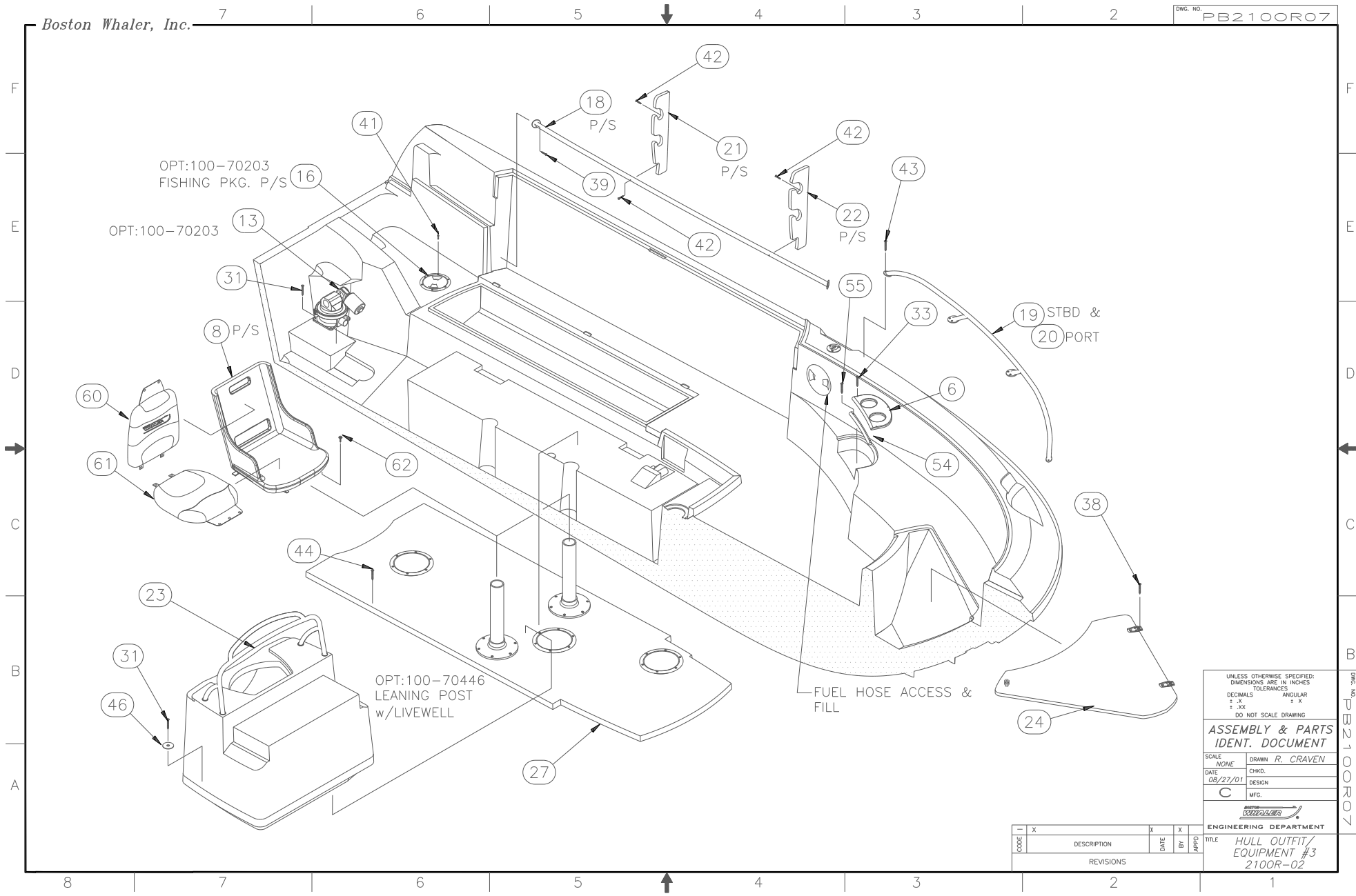
TITLE: HULL OUTFIT/EQUIPMENT #2 210OR-02

CODE	DESCRIPTION	DATE	BY	APPD
REVISIONS				

DWG. NO. PB210OR06

Boston Whaler, Inc.

DWG. NO. PB2100R07



UNLESS OTHERWISE SPECIFIED:
DIMENSIONS ARE IN INCHES
TOLERANCES

DECIMALS	ANGULAR
± .X	± X
± .XX	

DO NOT SCALE DRAWING

ASSEMBLY & PARTS IDENT. DOCUMENT

SCALE	NONE	DRAWN	R. CRAVEN
DATE	08/27/01	CHKD.	
		DESIGN	
		MFG.	

ENGINEERING DEPARTMENT

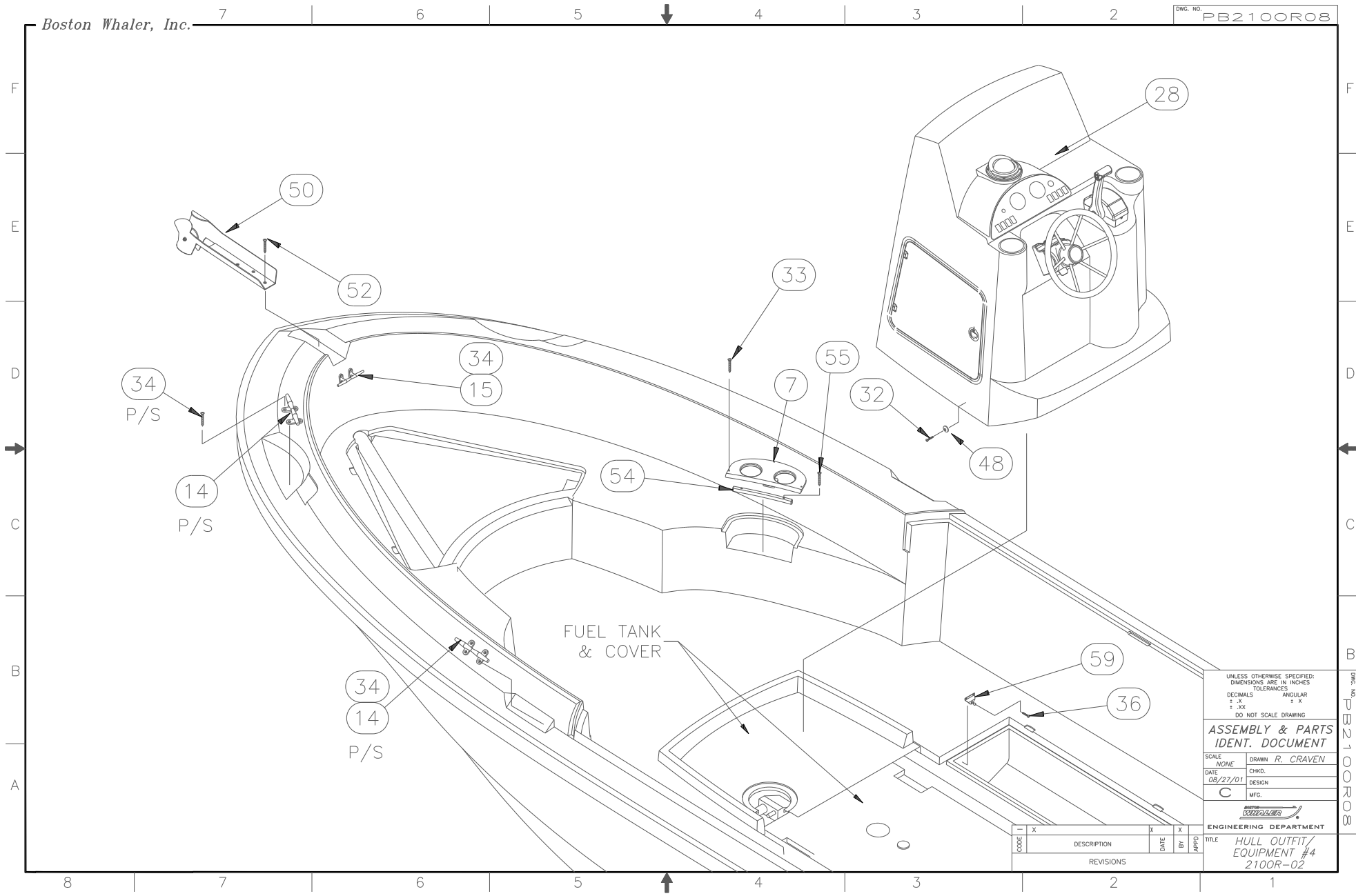
TITLE: HULL OUTFIT/
EQUIPMENT #3
2100R-02

CODE	DESCRIPTION	DATE	BY	APPROV
REVISIONS				

DWG. NO. PB2100R07

Boston Whaler, Inc.

DWG. NO. PB2100R08



FUEL TANK & COVER

34
P/S

14
P/S

34
14
P/S

UNLESS OTHERWISE SPECIFIED:
DIMENSIONS ARE IN INCHES
TOLERANCES

DECIMALS	ANGULAR
± .X	± X
± .XX	

DO NOT SCALE DRAWING

ASSEMBLY & PARTS IDENT. DOCUMENT

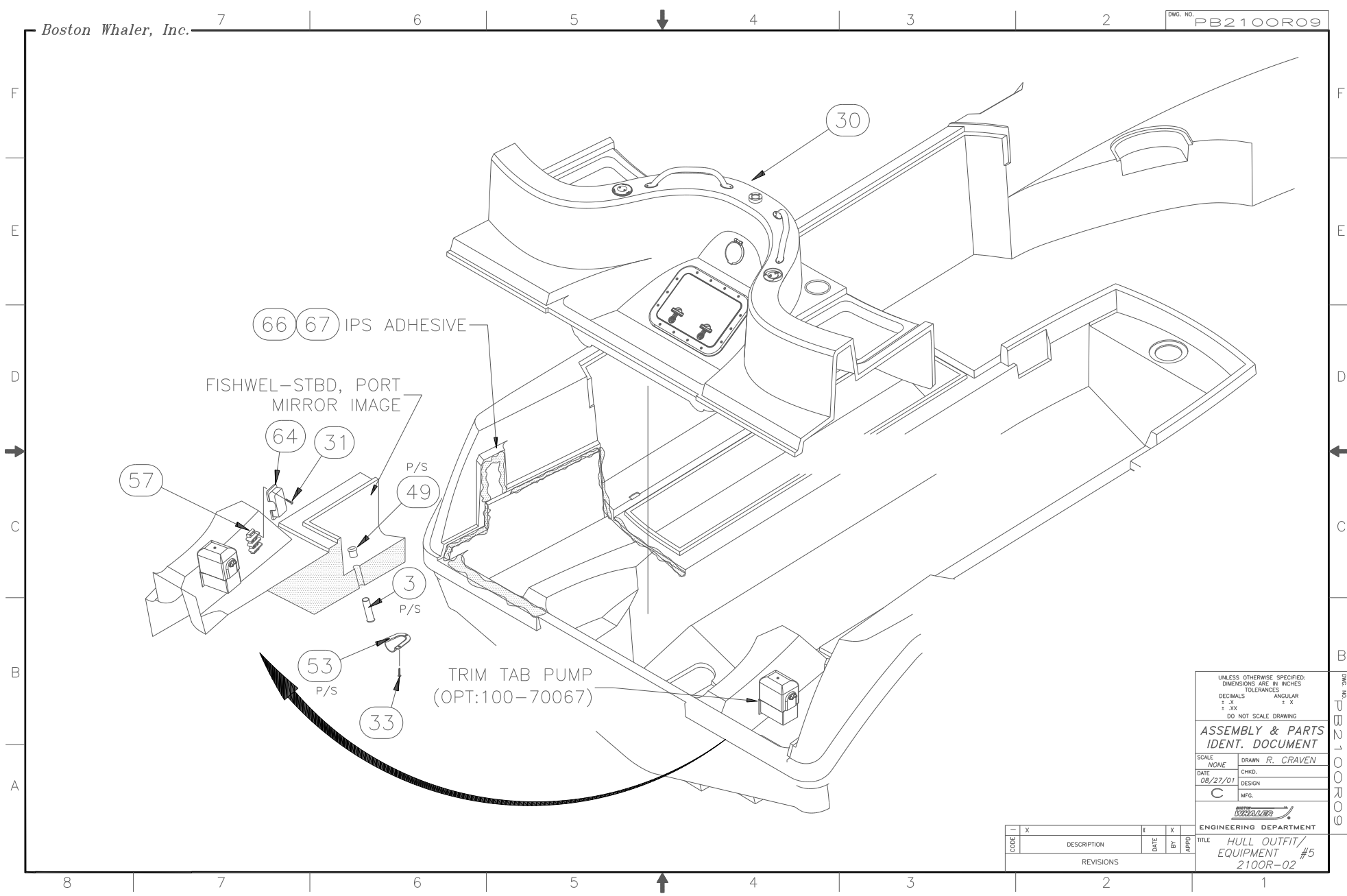
SCALE	DRAWN
NONE	R. CRAVEN
DATE	CHKD.
08/27/01	DESIGN
C	MFG.

CODE	DESCRIPTION	DATE	BY	APPROV

ENGINEERING DEPARTMENT

TITLE: HULL OUTFIT/
EQUIPMENT #4
2100R-02

DWG. NO. PB2100R08



FISHWEL-STBD, PORT MIRROR IMAGE

66 67 IPS ADHESIVE

TRIM TAB PUMP (OPT:100-70067)

UNLESS OTHERWISE SPECIFIED:
 DIMENSIONS ARE IN INCHES
 TOLERANCES
 DECIMALS ANGULAR
 ± .X ± X
 ± .XX ± .XX
 DO NOT SCALE DRAWING

ASSEMBLY & PARTS IDENT. DOCUMENT

SCALE: NONE DRAWN: R. CRAVEN
 DATE: 08/27/01 CHKD.:
 DESIGN:
 C MFG.



ENGINEERING DEPARTMENT
 TITLE: HULL OUTFIT/
 EQUIPMENT #5
 2100R-02

CODE	DESCRIPTION	DATE	BY	APPROV
X				
X				
X				

DWG. NO. PB2100R09

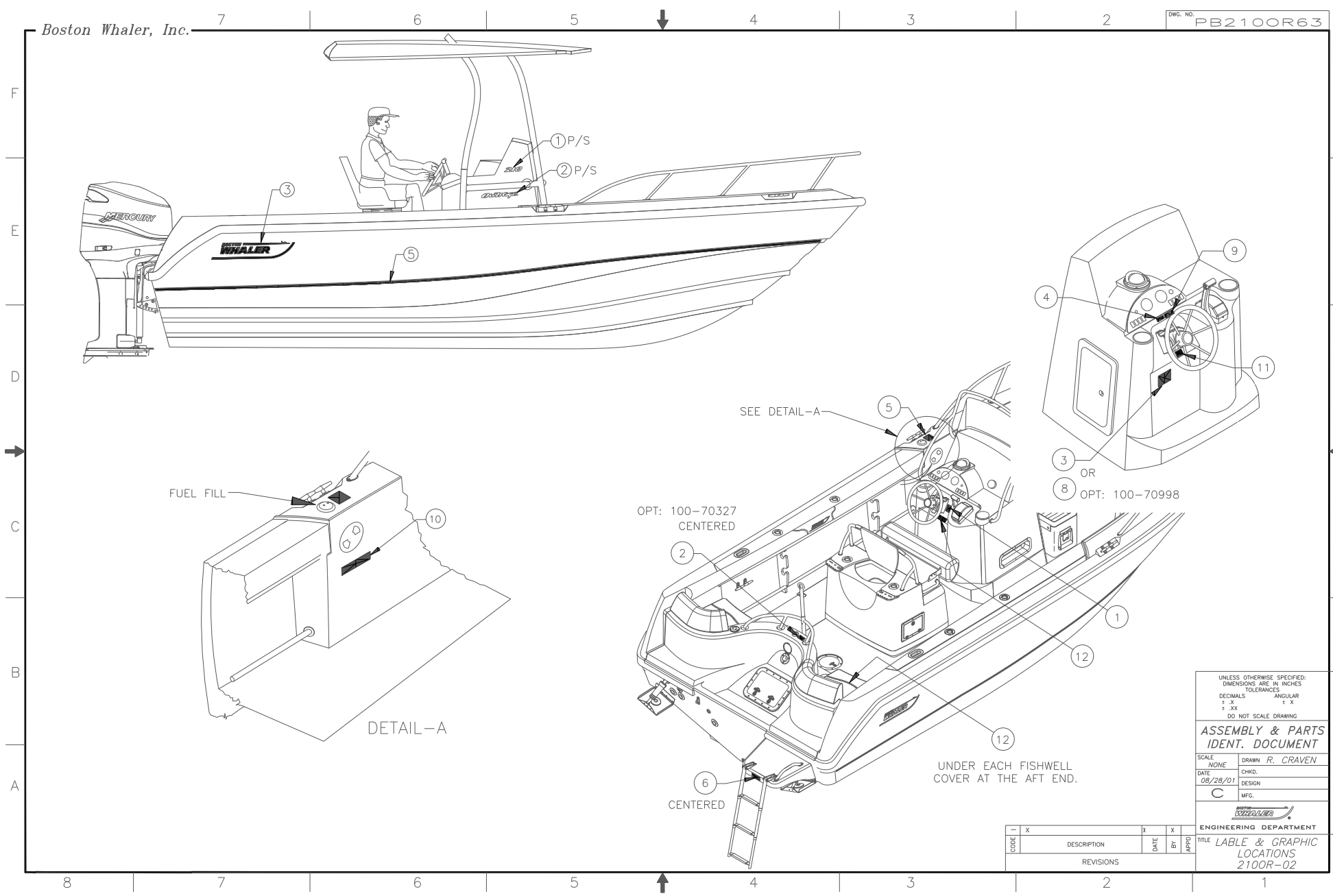
MODEL YEAR 2002 PARTS LIST

21' OUTRAGE-02
DOCUMENT CONTROL NO: PB2100R10

ITEM	QTY			U/M	DESCRIPTION	B.W.I.	NO.
	STD	OPT 70446	OPT 70203				
1	4			EA.	THRU-HULL, PLAS 2" SCPR W/FLPR WHT	1616440	
2	1	1		EA.	THRU-HULL, PLAS 1 1/8"X 5.5" WHT	1583061	
3	6			EA.	THRU-HULL, PVC PRESS-FIT	1042084	
4			1	EA.	THRU-HULL, PLAS 2" SCUPPER W/FLAPPER	0628081	
5	2			EA.	BRACKET, ALUM BW2100R-02 UNDER GUNNEL	1645373	
6	1			EA.	HOLDER, ACRYLIC BW2100R-02 DRINK PORT	1669647	
7	1			EA.	HOLDER, ACRYLIC BW2100R-02 DRINK STBD	1669936	
8	2			EA.	SEAT, HELM BW2100R-02 PED N/CUSH MILLENNIUM	1686593	
9	2			EA.	EYE, BOW 1/2"X 4" SS	0995456	
10	1			EA.	EYE, LIFTING 1/2" CHR	1033091	
11	1			EA.	EYE, BOW 1/2"X 7 1/8" SS	0995498	
12	1			PR.	LIGHT, NAV SURF HORIZ MT CHR	0996496	
13			1	EA.	PUMP, HEAD SYS WASTE DIAPHRAGM 12V	1110808	
14	6			EA.	CLEAT, 8" SS HVY DUTY HOLLOW BASE	1027010	
15	1			EA.	CLEAT, 6" SS HOLLOW BASE	1027002	
16			2	EA.	ACCESS PLATE, POLYPROP TWIST-OUT 5" WHT BWI	1016153	
17	1			EA.	TANK, OIL VRO W/HDWR W/SEND O/B 3 GAL DIGITAL	1477926	
18	2			EA.	RAIL, GRAB BW2100R-02 TOE SS	1669811	
19	1			EA.	RAIL, SIDE BW2100R-02 PORT FWD	1631415	
20	1			EA.	RAIL, SIDE BW2100R-02 STBD FWD	1631514	
21	2			EA.	ROD HOLDER, HDPE BW2100R-02 UNDR GUNL AFT	1631605	
22	2			EA.	ROD HOLDER, HDPE BW2100R-02 UNDR GUNL FWD	1671106	
23		1		EA.	LEANING POST/LIVWELL SUB-ASSY (REF. PB2100R*)	*41-44	
24	1			EA.	ANCHOR LOCKER SUB-ASSY (REF. PB2100R*)	*34-35	
25	1			EA.	SWIM PLATFORM SUB-ASSY (REF. PB2100R*)	*45-46	
26	1			EA.	GUNNELS SUB-ASSY (REF. PB2100R*)	*30-31	
27	1			EA.	FUEL TANK COVER SUB-ASSY (REF. PB2100R*)	*32-33	
28	1			EA.	CONSOLE SUB-ASSY (REF. PB2100R*)	*26-29	
29	1			EA.	FISHWELL COVER SUB-ASSY (REF. PB2100R*)	*34-35	
30	1			EA.	STERNDECK SUB-ASSY (REF. PB2100R*)	*36-40	
31	8	4	4	EA.	SCREW, TAPPING #14A X 1.5" PPH SC	1008697	
32	13			EA.	SCREW, TAPPING #14A X 1" PFH SC	1008366	
33	18			EA.	SCREW, TAPPING #8A X 1" PTH SC	1008804	
34	28			EA.	SCREW, MACHINE #1/4-20 X 1.25" PFH SC	1213289	
35	6			EA.	SCREW, TAPPING #4A X 1" PPH SC	1010636	
36	5			EA.	SCREW, TAPPING #10A X 3/4" PTH SC	1008762	
37	5			EA.	NUT, ACORN #1/2-13 SC	1662402	
38	16			EA.	SCREW, TAPPING #10A X 1" POH SC	1008507	
39	8		12	EA.	SCREW, TAPPING #10A X 1" PPH SC	1213131	
40	4			EA.	SCREW, TAPPING #14A X 1" PPH SC	1008689	
41			12	EA.	RIVET, POP/BLIND #3/16 X 5/8" ALUM	0189415	
42	4			EA.	SCREW, TAPPING #10A X 2.5" POH SC	1008531	
43	16			EA.	SCREW, MACHINE #1/4-20 X 1" PPH SC	1008580	
44	26			EA.	SCREW, TAPPING #10A X 3" PTH SC	1008754	
45	4			EA.	WASHER, FENDER 1/4"X 1.25" SC	1260678	
46		4		EA.	WASHER, FLAT #1/4" SC	1260769	
47	5			EA.	WASHER, LOCK/SPLIT 1/2" SC (NOT SHOWN)	1326214	
48	13			EA.	WASHER, FINISH #12 SS	0958868	
49	6			EA.	NUT, PVC RETAINING THRU-HULL	1042068	
50	1			EA.	ROLLER, ANCHOR BW2100R-02 BOW SS	1650886	
51	1			EA.	CHAFE PLT, BW2100R-97 BOW SS	1034842	
52	4			EA.	SCREW, MACHINE #1/4-20 X 1.5" POH SC	1010438	
53	2			EA.	VENT, CLAMSHELL ROPE LCKR 2"X2"	0533430	
54	2			EA.	CLEAT, ACRYL BW2100R-02 DRINK HOLDER	1683424	
55	4			EA.	SCREW, TAPPING #8A X 1.25" POH SC	1213073	
56	1			EA.	BUSS BAR, MINIBUS BAR DC	1324334	
57	1			EA.	BUSS BAR, TERM BLOCK DC 2POST 90AMP	1043603	
58	2			EA.	CYLINDER, GASS SS 20PSI 10"EXT x 7"COMP	1384940	
59	2			EA.	BRACKET, LIFT CYL SS OFFSET W/STUD 2-HOLE	0995084	
60	2			EA.	CUSH, BW2100R-02 PEDESTAL SEAT B/R	1669910	
61	2			EA.	CUSH, BW2100R-02 PEDESTAL SEAT BASE	1669902	
62	18			EA.	SNAP STUD, W/#8 X 3/8" PH BR/NI/SS	0203786	
63	1			EA.	ELBOW, PVC 1.5" FPT x 15" BARB x 90DEG	0141515	
64	2			EA.	COVER, ABS BW MINIBUSS BLK	1185016	
65	1			EA.	COVER, ABS BW TERM BLOCK BLK	1001528	
66	1.5			GL.	ADHESIVE, WELD-ON SS 218HV COMPONENT A	1555564	
67	1.5			GL.	ADHESIVE, WELD-ON SS 218HV COMPONENT B	1555572	

Boston Whaler, Inc.

DWG. NO. PB2100R63



UNLESS OTHERWISE SPECIFIED:
DIMENSIONS ARE IN INCHES
TOLERANCES

DECIMALS	ANGULAR
± .X	± X
± .XX	± .X

DO NOT SCALE DRAWING

ASSEMBLY & PARTS IDENT. DOCUMENT

SCALE	NONE	DRAWN	R. CRAVEN
DATE	08/28/01	CHKD.	
		DESIGN	
		MFG.	

ENGINEERING DEPARTMENT

TITLE LABEL & GRAPHIC LOCATIONS 2100R-02

CODE	DESCRIPTION	DATE	BY	APPROV

REVISIONS

DWG. NO. PB2100R63

MODEL YEAR 2002 PARTS LIST

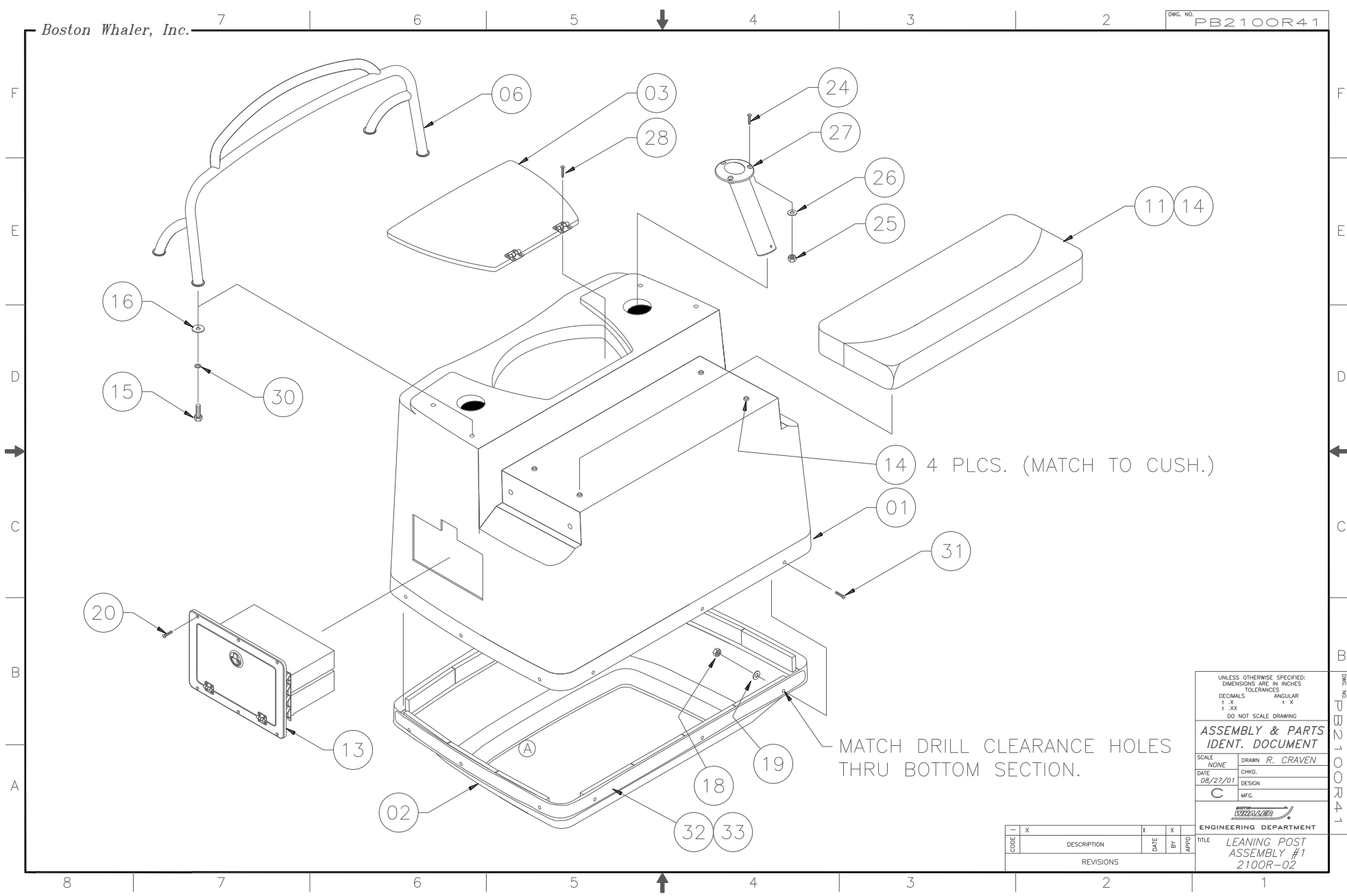
21' OUTRAGE-02

DOCUMENT CONTROL NO: PB2100R64

ITEM	QTY.	U/M	DESCRIPTION-GRAPHS		B.W.I. NO.
1	2	EA.	DECAL, BW OUTRAGE DK GRAY HIBOSSCAL		0998732
2	2	EA.	DECAL, BW-02 210 FIRE RED HIBOSSCAL		1625979
	2	EA.	DECAL, BW-02 210 CORBIN DK BLUE HIBO		1625987
3	1	EA.	DECAL, BW LOGO 18" RED PORT DRIP MOLD		1452663
	1	EA.	DECAL, BW LOGO 18" BLUE PORT DRIP MOLD		1452671
4	1	EA.	DECAL, BW LOGO 18" RED STBD DRIP MOLD		1457654
	1	EA.	DECAL, BW LOGO 18" BLUE STBD DRIP MOLD		1547662
5	45	FT.	TAPE, SOLID 1" FIRE RED W/ PIN STRP		1038009
	45	FT.	TAPE, SOLID 1" CORBIN DK BLUE W/ PIN ST		1037985
			S/O	DESCRIPTION-LABELS	
1	1	EA.	STD.	LABEL, BW SAFETY HI-PERF BOAT	1017136
2	1	EA.	OPT.	LABEL, WARNING SKI PYLON/TOW ROPE	1590140
3	1	EA.	STD.	PLATE, NMMA 02-BW2100R	1627314
4	1	EA.	STD.	LABEL, BW WARNING FUEL GAUGE READING	1016534
5	1	EA.	STD.	PLATE, WARNING FUEL HAZARD	995704
6	1	EA.	STD.	LABEL, BW WARNING SWIM PLATFORM	1016948
7	1	EA.	STD.	LABEL, BW WINDSHIELD CARE	1016955
8	1	EA.	OPT.	PLATE BUILDERS CE 02-BW2100R	1642636
9	1	EA.	STD.	LABEL, BW ENG TRIM TAB STEERING PULL	1016518
10	1	EA.	STD.	LABEL, BW VENT HOSE NO DRILL	1016898
11	1	EA.	STD.	LABEL, WARNING LEAKING FUEL	0852632
12	3	EA.	STD.	LABEL, BW CAUTION FISHWELL DRAIN PLUG	1689650

Boston Whaler, Inc.

DWG. NO. PB2100R41



14 4 PLCS. (MATCH TO CUSH.)

MATCH DRILL CLEARANCE HOLES THRU BOTTOM SECTION.

UNLESS OTHERWISE SPECIFIED:
 DIMENSIONS ARE IN INCHES
 TOLERANCES
 DECIMALS ANGULAR
 ± .X ± X
 ± .XX ± .XX
 DO NOT SCALE DRAWING

ASSEMBLY & PARTS IDENT. DOCUMENT

SCALE	NONE	DRAWN	R. CRAVEN
DATE	08/27/01	CHKD.	
		DESIGN	
		MFG.	

ENGINEERING DEPARTMENT

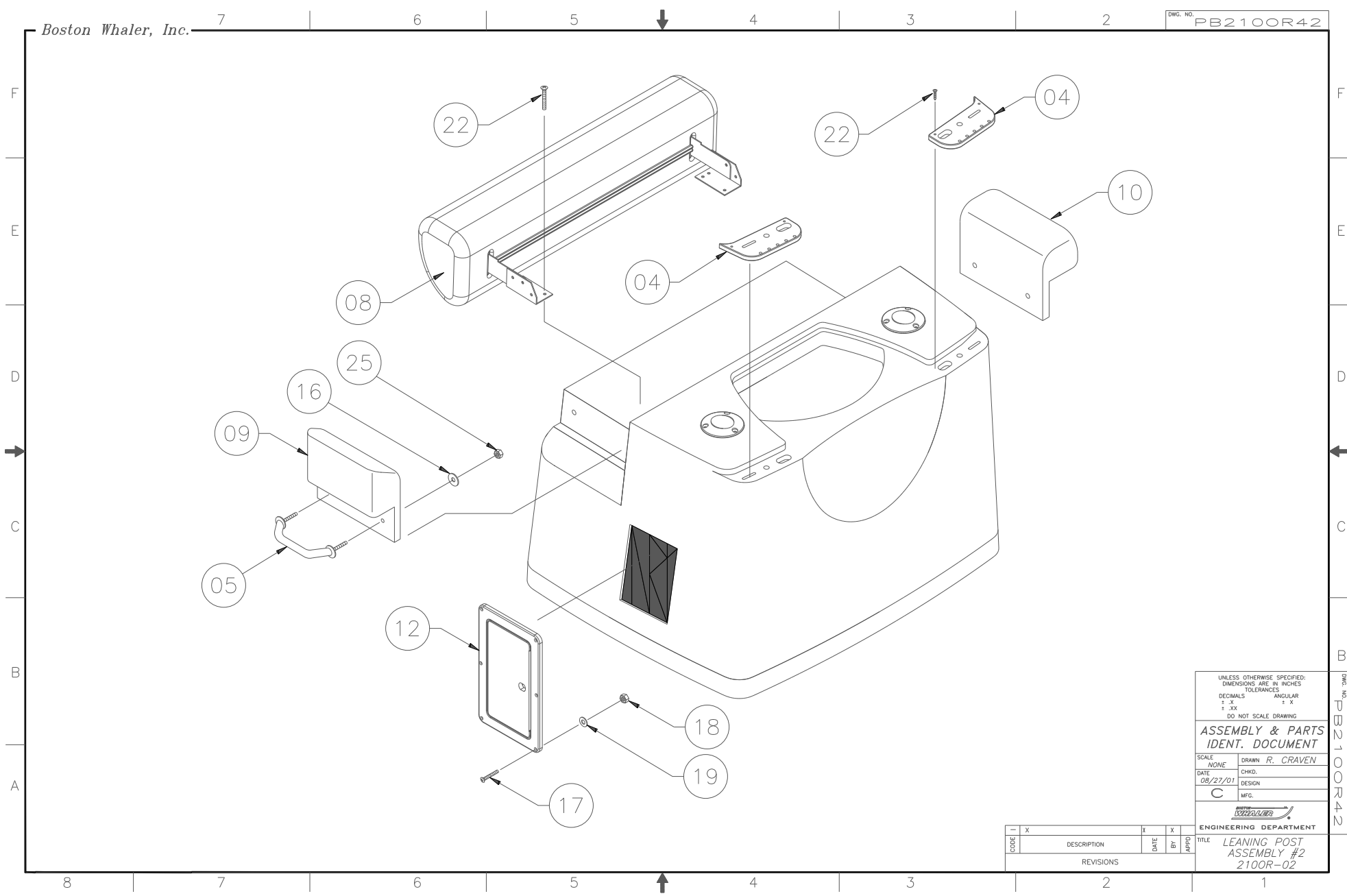
TITLE: LEANING POST ASSEMBLY #1 2100R-02

CODE	DESCRIPTION	DATE	BY	APPD
X				

DWG. NO. PB2100R41

Boston Whaler, Inc.

DWG. NO. PB2100R42



UNLESS OTHERWISE SPECIFIED:
 DIMENSIONS ARE IN INCHES
 TOLERANCES
 DECIMALS ANGULAR
 ± .X ± X
 ± .XX ± .X
 DO NOT SCALE DRAWING

**ASSEMBLY & PARTS
 IDENT. DOCUMENT**

SCALE: NONE DRAWN: R. CRAVEN
 DATE: 08/27/01 CHKD.:
 C DESIGN:
 MFG.



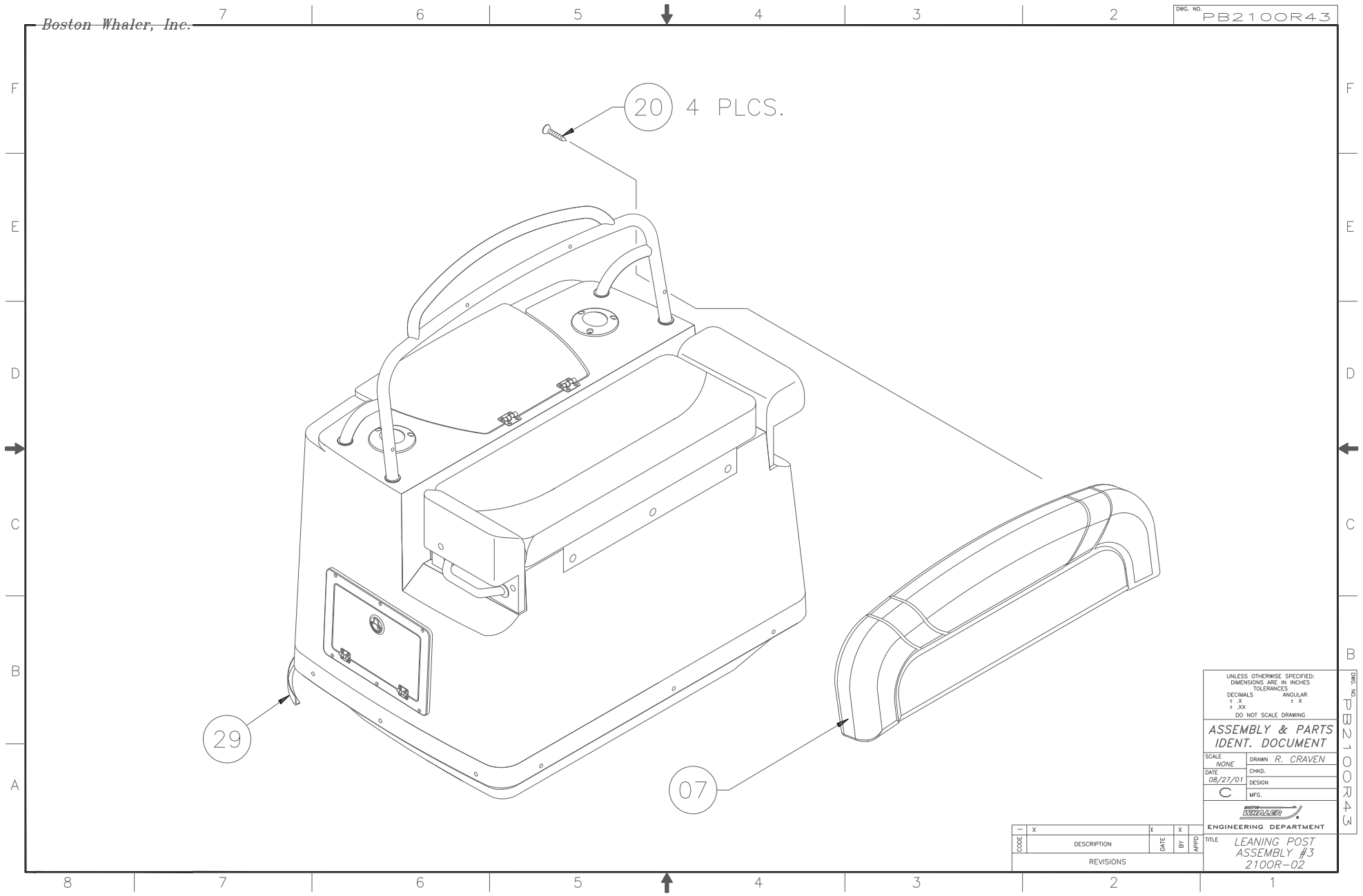
ENGINEERING DEPARTMENT
 TITLE: LEANING POST
 ASSEMBLY #2
 2100R-02

CODE	DESCRIPTION	DATE	BY	APPD.
REVISIONS				

DWG. NO. PB2100R42

Boston Whaler, Inc.

DWG. NO. PB210OR43



20 4 PLCS.

29

07

UNLESS OTHERWISE SPECIFIED:
 DIMENSIONS ARE IN INCHES
 TOLERANCES
 DECIMALS ANGULAR
 ± .X ± X
 ± .XX ± .X
 DO NOT SCALE DRAWING

ASSEMBLY & PARTS IDENT. DOCUMENT

SCALE: NONE DRAWN: R. CRAVEN
 DATE: 08/27/01 CHKD.:
 C DESIGN:
 MFG.

BOSTON WHALER
 ENGINEERING DEPARTMENT

TITLE: LEANING POST ASSEMBLY #3
 210OR-02

CODE	DESCRIPTION	DATE	BY	APPROD.
X				

DWG. NO. PB210OR43

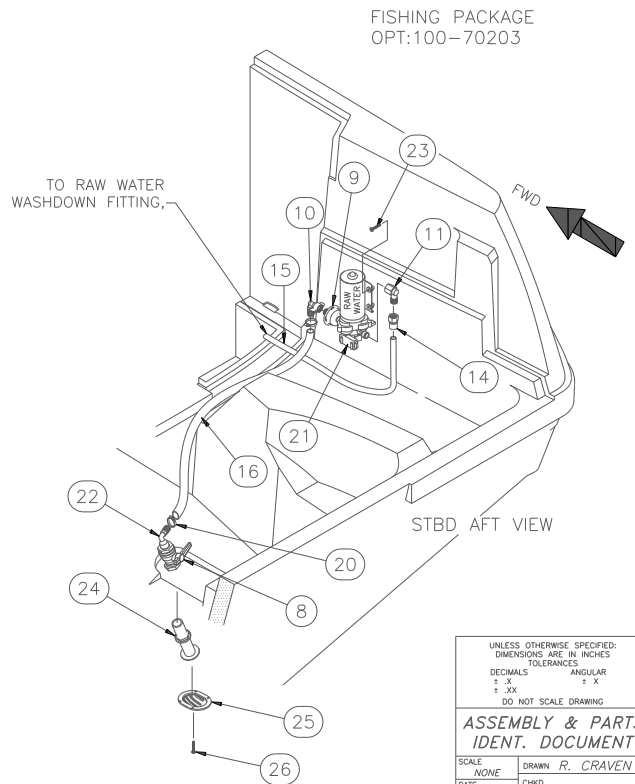
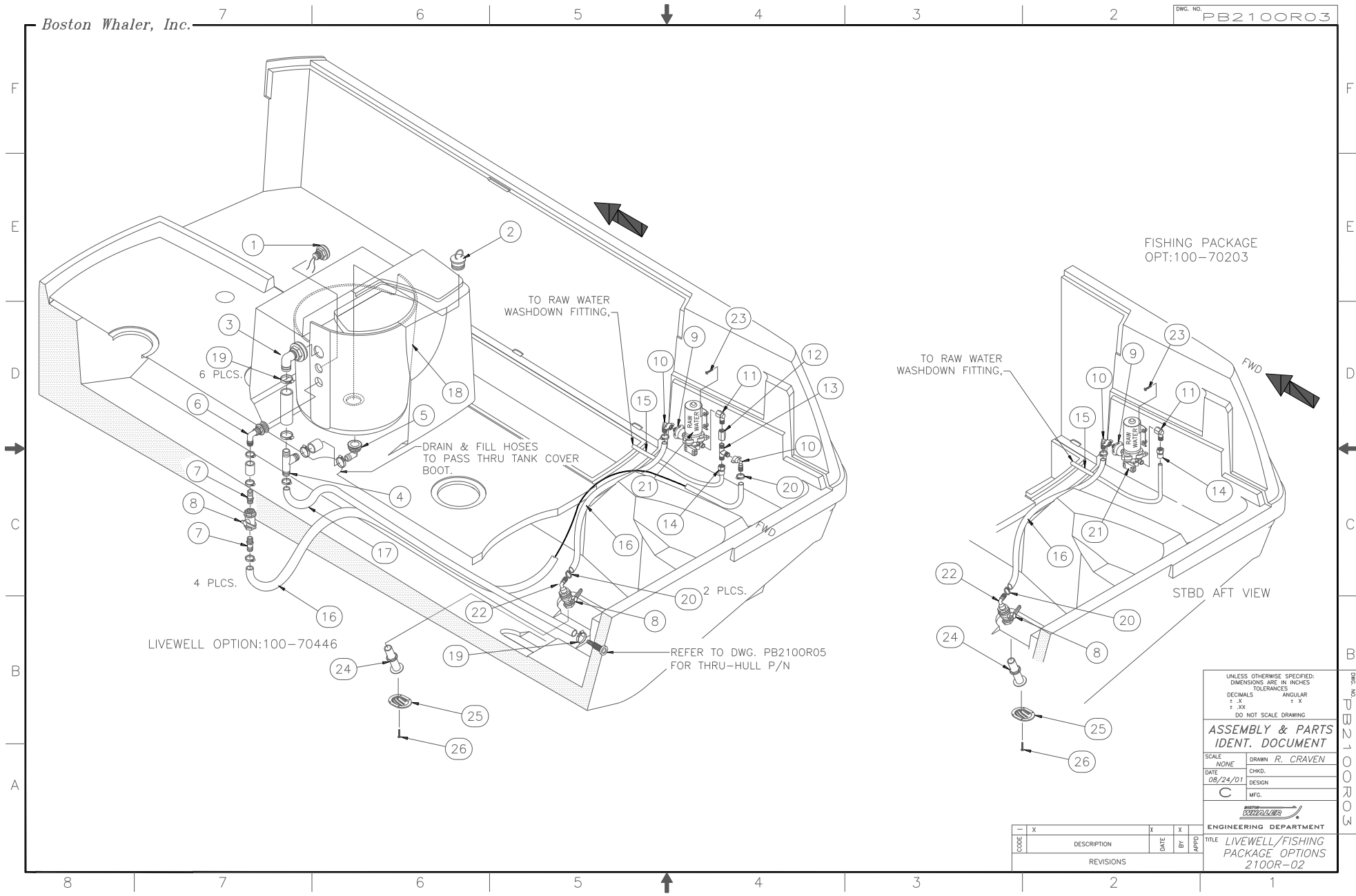
MODEL YEAR 2002 PARTS LIST

21' OUTRAGE-02
DOCUMENT CONTROL NO: PB2100R44

ITEM	QTY.	U/M	DESCRIPTION	B.W.I. NO.
01	1	EA.	FIBERGLASS PART, LEANING POST TOP	22-K051-00
02	1	EA.	FIBERGLASS PART, LEANING POST BOTTOM	22-K051-01
03	1	EA.	LID, HDPE BW2100R-02 LIVWELL SEAFM	1675180
04	2	EA.	HOLDER, HDPE BW2100R-02 LEADER/TOOLS SEAFM	1675404
05	2	EA.	RAIL, GRAB BW2100R-02 L/P HELM SEAT SS	1669886
06	1	EA.	RAIL, GRAB BW2100R-02 B/R LEAN POST SS	1669894
07	1	EA.	CUSH, BW2100R-02 B/R HELM SEAT	1668300
08	1	EA.	CUSH, BW2100R-02 FLIP-UP BLSTR HELM SEAT	1668292
09	1	EA.	CUSH, BW2100R-02 HELM SEAT L/P PORT WING	1668276
10	1	EA.	CUSH, BW2100R-02 HELM SEAT L/P STBD WING	1668284
11	1	EA.	CUSH, BW2100R-02 HELM SEAT LEAN POST	1668268
12	1	EA.	DOOR, HDPE BW-02 ACCESS 9" X 15"	1659929
13	1	EA.	BOX, HDPE BW210CQ-98 TACKLE SEAFM	1057231
14	5	EA.	SNAP STUD, W/#8 X 3/8" PH BR/NI/SS	0203786
15	4	EA.	SCREW, CAP #1/4-20 X 1" HEX HD SC	1260538
16	8	EA.	WASHER, FENDER 1/4"X 1.25" SC	1260678
17	12	EA.	SCREW, MACHINE #10-24 X 1" POH SC	1010446
18	12	EA.	NUT, HEX NYLON LOCK #10-24 SC	1007772
19	12	EA.	WASHER, FLAT #10 SC	1260751
20	4	EA.	SCREW, TAPPING #10A X 1" POH SC	1008507
21	12	EA.	SCREW, MACHINE #10-24 X 1.25" POH SC	1008424
22	10	EA.	SCREW, TAPPING #10A X 1.5" PTH SC	1008747
23	12	EA.	WASHER, FINISH #10 SS	0896258
24	6	EA.	SCREW, MACHINE #1/4-20 X 1.5" POH SC	1010438
25	10	EA.	NUT, HEX NYLON LOCK #1/4-20 SC	1007764
26	6	EA.	WASHER, FLAT #1/4" SC	1260769
27	2	EA.	ROD HOLDER, FLUSH MNT SS W/BW LOGO	1591643
28	4	EA.	SCREW, TAPPING #8A X 1" POH SC	1213065
29	14	FT.	MOLDING, VINYL "L" OFF-WHT W/ADH	1020924
30	4	EA.	WASHER, LOCK/SPLIT 1/4" SC	1260595
31	12	EA.	SCREW, MACHINE #10-24 X 1.25" PFH SC	1260819
32	.25	GL.	ADHESIVE, WELD-ON SS 218HV COMPONENT A	1555564
33	.025	GL.	ADHESIVE, WELD-ON SS 218HV COMPONENT B	1585314

Boston Whaler, Inc.

DWG. NO. PB2100R03



UNLESS OTHERWISE SPECIFIED:
 DIMENSIONS ARE IN INCHES
 TOLERANCES
 DECIMALS ANGULAR
 ± .X ± X
 ± .XX ± .X
 DO NOT SCALE DRAWING

ASSEMBLY & PARTS IDENT. DOCUMENT

SCALE: NONE DRAWN: R. CRAVEN
 DATE: 08/24/01 CHKD.:
 C DESIGN:
 MFG.

ENGINEERING DEPARTMENT

TITLE: LIVEWELL/FISHING PACKAGE OPTIONS 2100R-02

CODE	DESCRIPTION	DATE	BY	APPD
REVISIONS				

DWG. NO. PB2100R03

MODEL YEAR 2002 PARTS LIST

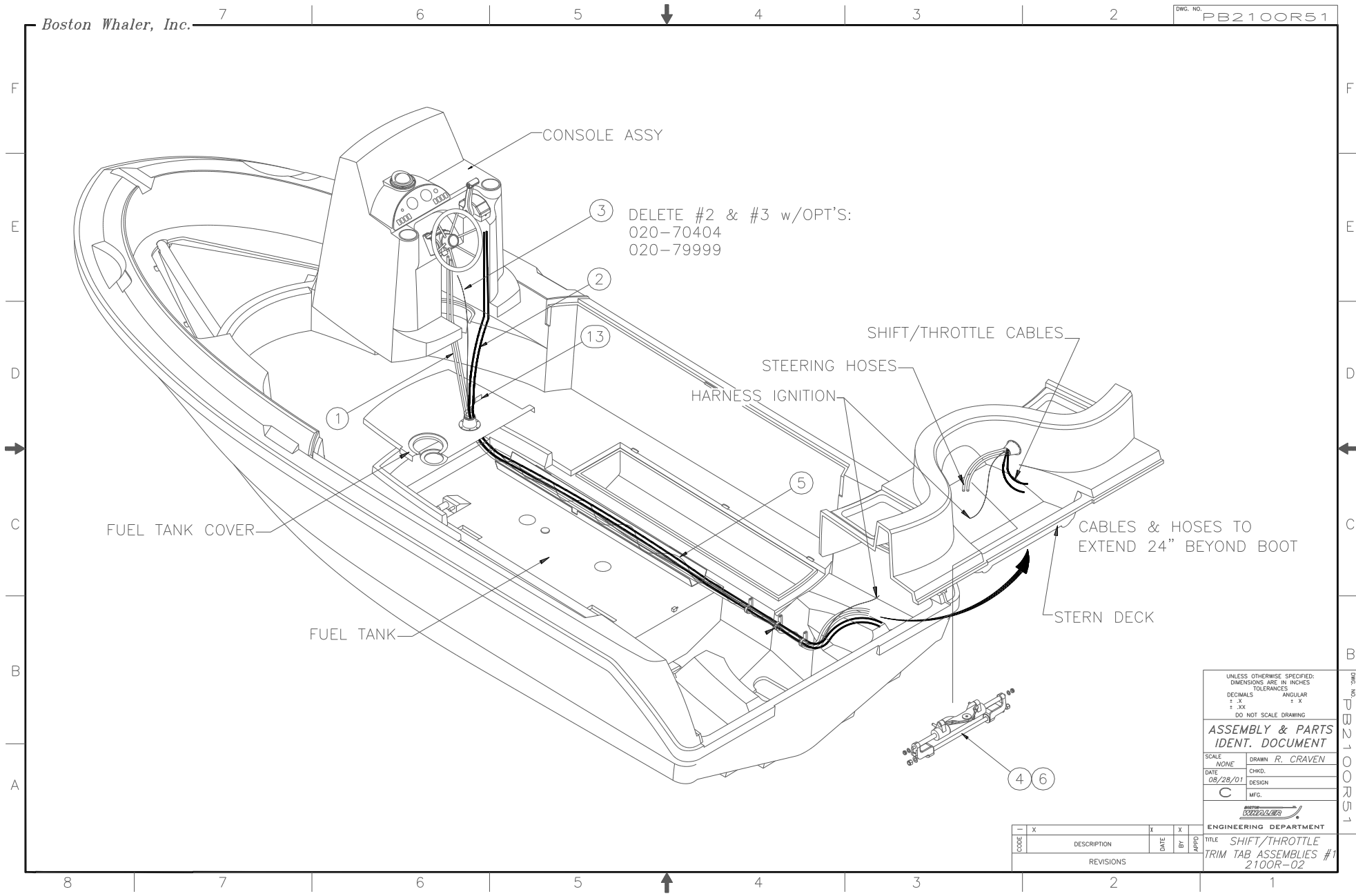
21' OUTRAGE-02

DOCUMENT CONTROL NO: PB2100R04

ITEM	QTY-OPT		U/M	DESCRIPTION	B.W.I. NO.
	70203	70446			
1		1	EA.	LIGHT, COURTESY WTRPRF FRNT MNT w/NUT	1078625
2		1	EA.	PLUG, DRAIN 1 1/8" BLK	1058833
3		1	EA.	DRAIN, SHOWER 1 1/8"HOSE X 1.5" WHT	1146927
4		1	EA.	TEE, PVC 1 1/8" ALL BARB	1583079
5		1	EA.	THRU-HULL, PLAS 1 1/8" TUBE X 90DEG WHT	1043371
6		1	EA.	THRU-HULL, PLAS 3/4" x 90 DEG WHT	0146688
7		2	EA.	TAILPIECE, MARELON 3/4" MPT x 3/4" BARB	0567925
8	1	2	EA.	VALVE, MARELON BALL 2-WAY 3/4"	0557959
9	1	1	EA.	FILTER, IN-LINE WATER 1/2" FPT	0406710
10	1	2	EA.	ELBOW, PVC 1/2" FPT SWIVEL x 3/4" BARB x 90 DEG	0626101
11	1	1	EA.	ELBOW, ACETAL 1/2" MPT x 1/2" FPT x 90 DEG	0172551
12		1	EA.	COUPLING, ACETAL 1/2" MPT x 1/2" NPT	1021005
13		1	EA.	TEE, ACETAL 1/2" MPT	0206003
14	1	1	EA.	ADAPTER, WHALE 1/2" F-15MM BRASS	1137041
15	0	0	FT.	TUBING WHALE 15MM x 10MM x 164' BLUE	1137025
16	0	0	FT.	HOSE, GEN PURPOSE 3/4"	0123810
17		0	FT.	HOSE, WATER 1 1/8" BLK	1042076
18		1	EA.	LIVEWELL	22-K074-00
19		6	EA.	CLAMP, HOSE #24 1"-2" SS .505	0256693
20	2	6	EA.	CLAMP, HOSE #16 3/4"-1/5" SS .505	0256685
21	1	1	EA.	PUMP, RAW WATER	1043736
22	1	1	EA.	ELBOW, MARELON 3/4"MPT X 3/4"BARB X 90DEG	0567958
23	4	4	EA.	SCREW, TAPPING #10A x 1.5" PTH SC	1008747
24	1	1	EA.	THRU-HULL, BRZ 3/4" W/NUT X-LONG	1032499
25	1	1	EA.	STRAINER, MARELON 3/4" SCREEN ONLY	995589
26	4	4	EA.	SCREW, TAPPING #8A X 1" POH SC	1213065

Boston Whaler, Inc.

DWG. NO. PB2100R51



3 DELETE #2 & #3 w/OPT'S:
 020-70404
 020-79999

CABLES & HOSES TO
 EXTEND 24" BEYOND BOOT

UNLESS OTHERWISE SPECIFIED:
 DIMENSIONS ARE IN INCHES
 TOLERANCES
 DECIMALS ANGULAR
 ± .X ± X
 ± .XX ± X
 DO NOT SCALE DRAWING

**ASSEMBLY & PARTS
 IDENT. DOCUMENT**

SCALE NONE DRAWN R. CRAVEN
 DATE 08/28/01 CHKD.
 C DESIGN
 MFG.

ENGINEERING DEPARTMENT

TITLE SHIFT/THROTTLE
 TRIM TAB ASSEMBLIES #1
 2100R-02

CODE	DESCRIPTION	DATE	BY	APPROV.
REVISIONS				

DWG. NO. PB2100R51

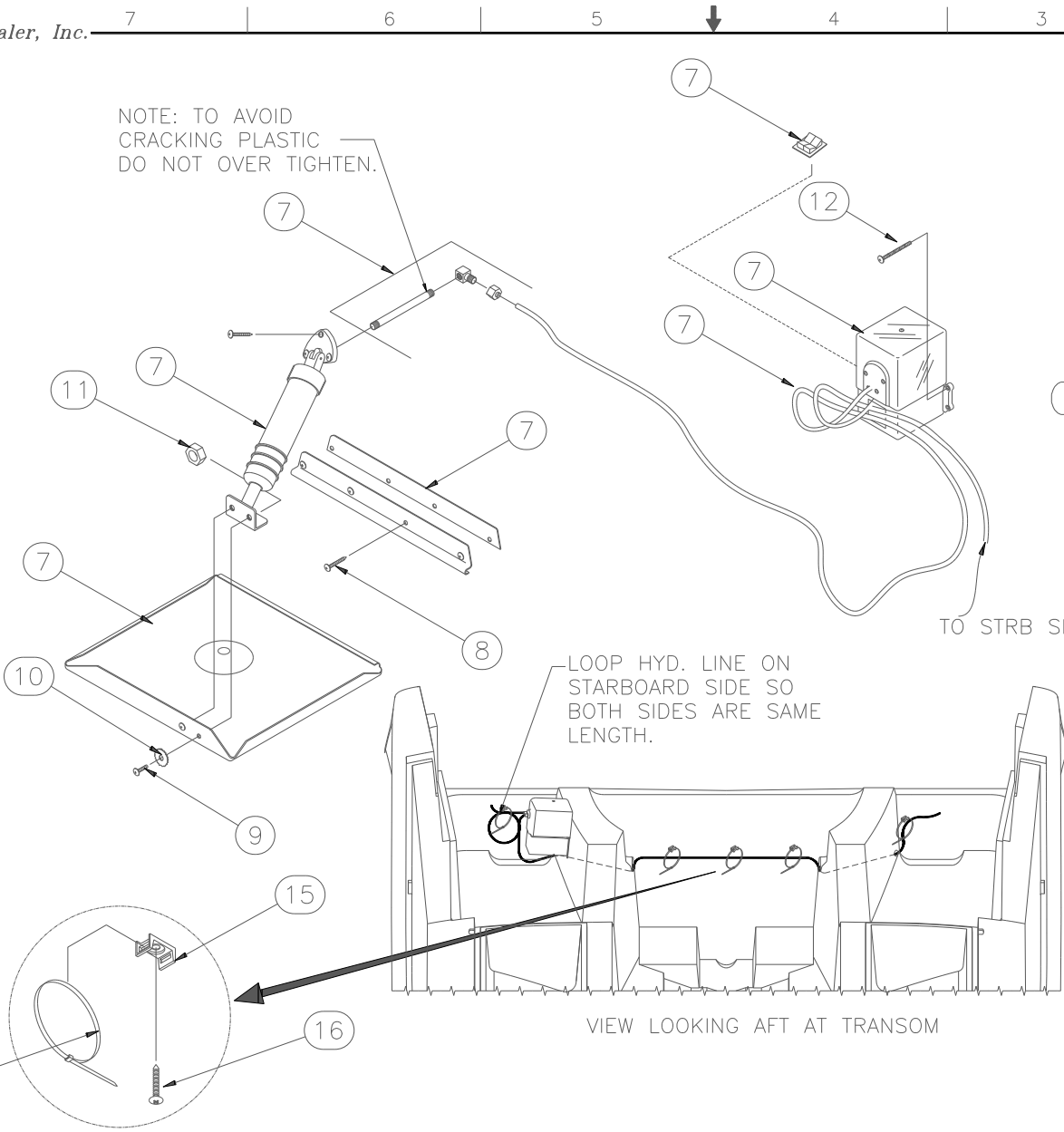
NOTE: TO AVOID
CRACKING PLASTIC
DO NOT OVER TIGHTEN.

OPTION: 100-70067

TO STRB SIDE (SAME)

LOOP HYD. LINE ON
STARBOARD SIDE SO
BOTH SIDES ARE SAME
LENGTH.

VIEW LOOKING AFT AT TRANSOM



UNLESS OTHERWISE SPECIFIED:
DIMENSIONS ARE IN INCHES
TOLERANCES
DECIMALS ANGULAR
± .X ± X
± .XX ± .XX
DO NOT SCALE DRAWING

**ASSEMBLY & PARTS
IDENT. DOCUMENT**

SCALE: NONE DRAWN: R. CRAVEN
DATE: 08/28/01 CHKD.:
DESIGN:
C MFG.:

BOSTON WHALER
ENGINEERING DEPARTMENT

TITLE: SHIFT/THROTTLE
TRIM TAB ASSEMBLIES #2
2100R-02

CODE	DESCRIPTION	DATE	BY	APPD
X				

DWG. NO. PB2100R52

MODEL YEAR 2002 PARTS LIST

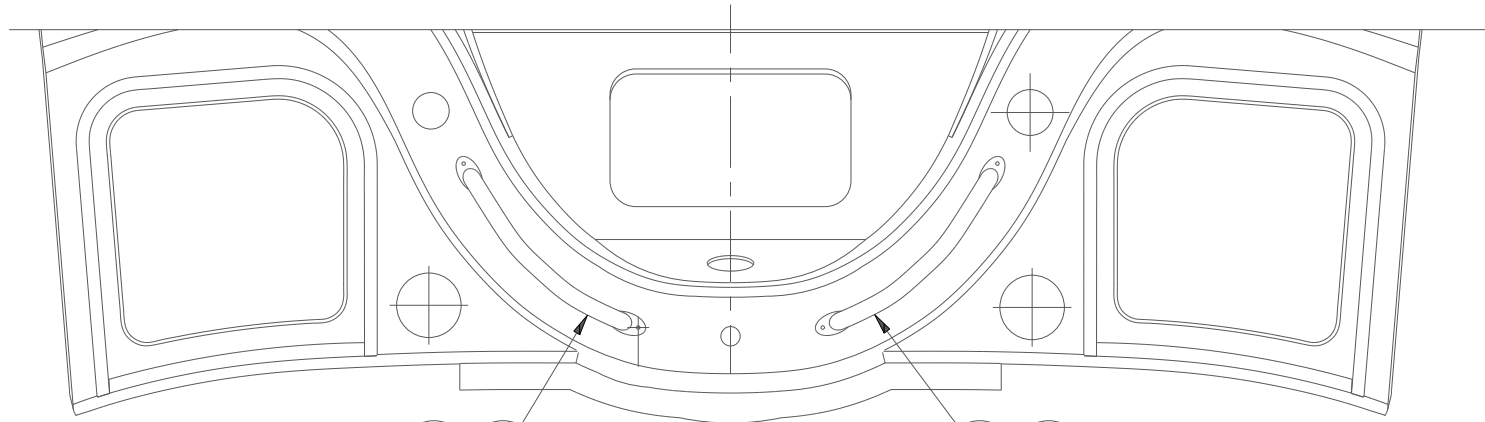
21' OUTRAGE-02
DOCUMENT CONTROL NO: PB2100R53

ITEM	QTY		U/M	DESCRIPTION	B.W.I.	NO.
	STD	OPT				
1	1		EA.	STEERING, O/B HOSE KIT 16' w/2 HOSES	0127019	
2	2		EA.	CABLE, CONTROL TELEFLEX 16' 600A/MERC SERIES	0974089	
3	1		EA.	HARNESS, IGN/CHOKE ASSY 20'	1032788	
4	1		EA.	STEERING, HYD CYLINDER O/B PIVOT MN	1095728	
5	19		FT.	CORD, NYLON 1/8" WHT	1033372	
6	1		GL	FLUID, HYDRAULIC H015	0102632	
7		1	EA.	TRIM TAB, ASSY 9x9 BW 210CQ098	1058262	
8		14	EA.	SCREW, TAPPING #14A x 1.5" PPH SC	1008697	
9		4	EA.	SCREW, MACHINE #1/4-20 x 1/2" PPH SC	1010586	
10		4	EA.	WASHER, LOCK/SPLIT 1/4" SC	1260595	
11		4	EA.	NUT, LOCK #1/4-20 SC STD PATT	1009786	
12		4	EA.	SCREW, TAPPING #10A x 3/4" PTH SC	1008762	
13	1		EA.	TAG, BW DO NOT PULL RIGGING	0999755	
14		5	EA.	TIE, CABLE 11" MED NYLON BLK	0157321	
15		5	EA.	TIE, CLIP BLK	1031764	
16		5	EA.	SCREW, TAPPING #8A x 3/4" PPH SC	1010651	

Boston Whaler, Inc.

DWG. NO. PB2100R36

PLAN-VIEW



STD. (20) (21)

(20) (21) STD.

UNLESS OTHERWISE SPECIFIED:
 DIMENSIONS ARE IN INCHES
 TOLERANCES
 DECIMALS ANGULAR
 ± .X ± X
 ± .XX ± .XX
 DO NOT SCALE DRAWING

ASSEMBLY & PARTS IDENT. DOCUMENT

SCALE	NONE	DRAWN	R. CRAVEN
DATE	08/27/01	CHKD.	
		DESIGN	
		MFG.	



ENGINEERING DEPARTMENT

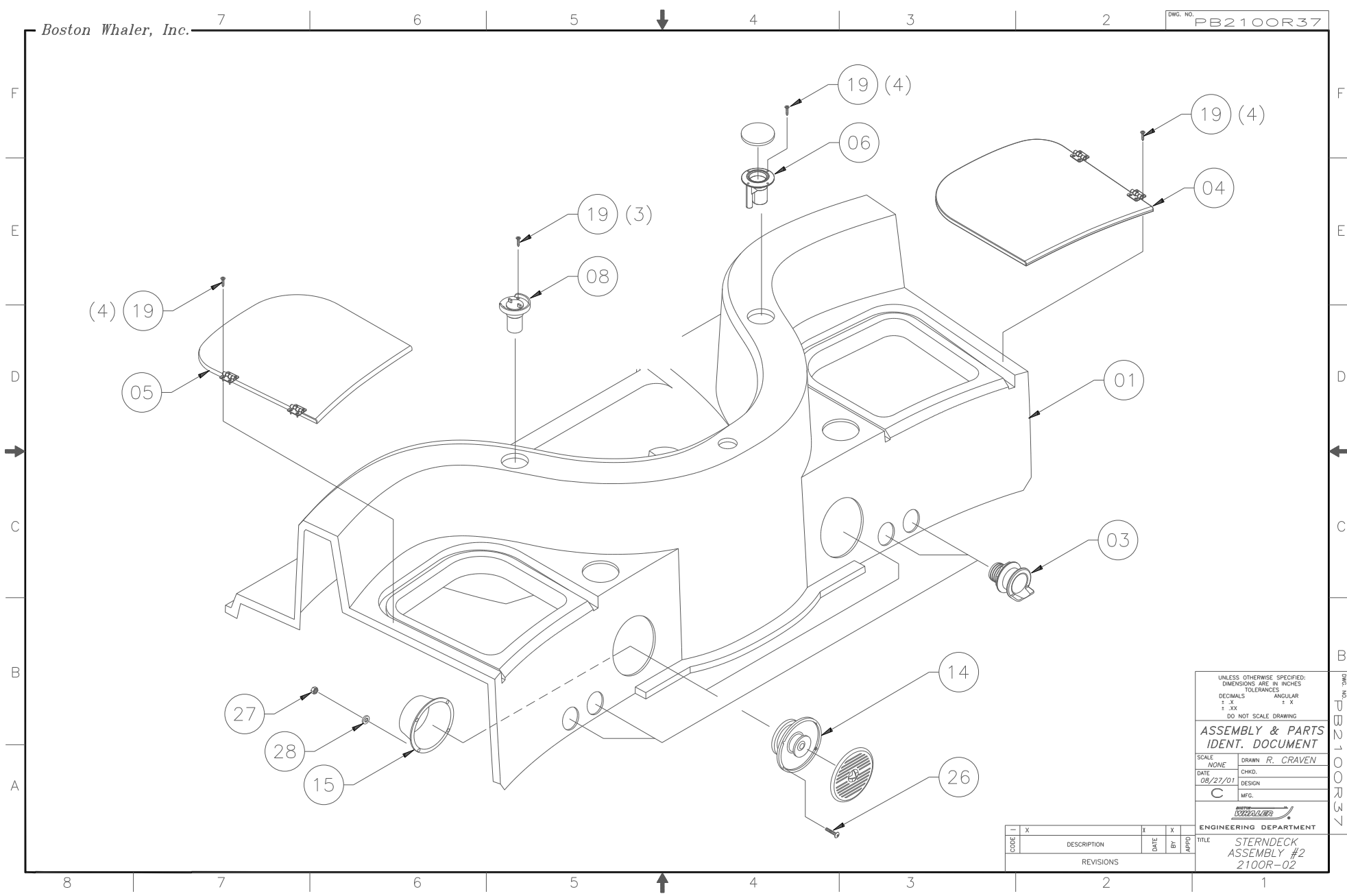
CODE	DESCRIPTION	DATE	BY	APPROV.
X				

TITLE
 STERNECK ASSEMBLY #1
 2100R-02

DWG. NO. PB2100R36

Boston Whaler, Inc.

DWG. NO. PB2100R37



UNLESS OTHERWISE SPECIFIED:
 DIMENSIONS ARE IN INCHES
 TOLERANCES
 DECIMALS ANGULAR
 ± .X ± X
 ± .XX ± X
 DO NOT SCALE DRAWING

ASSEMBLY & PARTS IDENT. DOCUMENT

SCALE: NONE DRAWN: R. CRAVEN
 DATE: 08/27/01 CHKD.:
 DESIGN:
 C MFG.



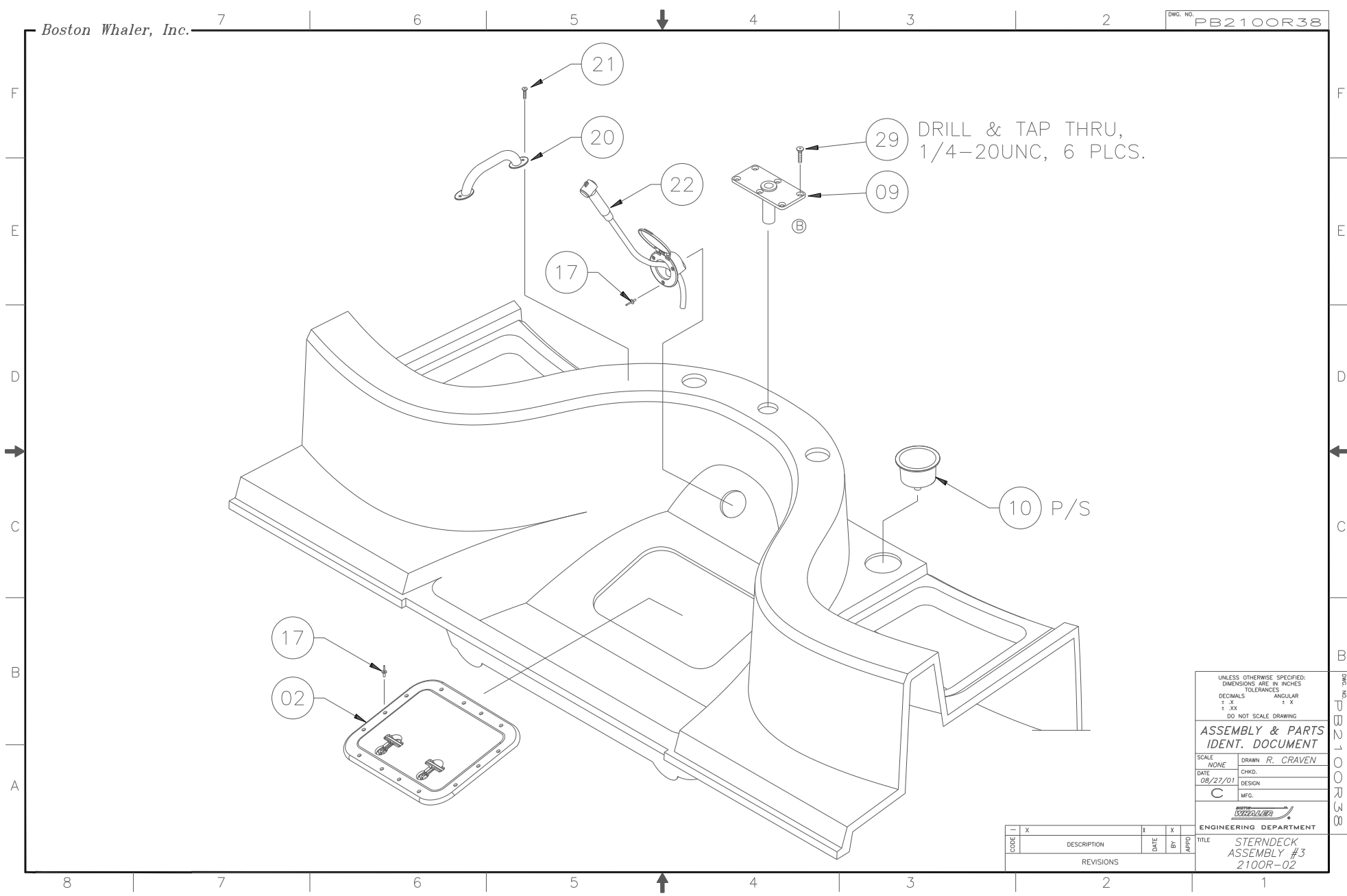
ENGINEERING DEPARTMENT
 TITLE: STERNECK ASSEMBLY #2 2100R-02

CODE	DESCRIPTION	DATE	BY	APPROV.
X				

DWG. NO. PB2100R37

Boston Whaler, Inc.

DWG. NO. PB2100R38



DRILL & TAP THRU,
1/4-20UNC, 6 PLCS.

10 P/S

UNLESS OTHERWISE SPECIFIED:
DIMENSIONS ARE IN INCHES
TOLERANCES

DECIMALS	ANGULAR
± .X	± X
± .XX	

DO NOT SCALE DRAWING

ASSEMBLY & PARTS IDENT. DOCUMENT

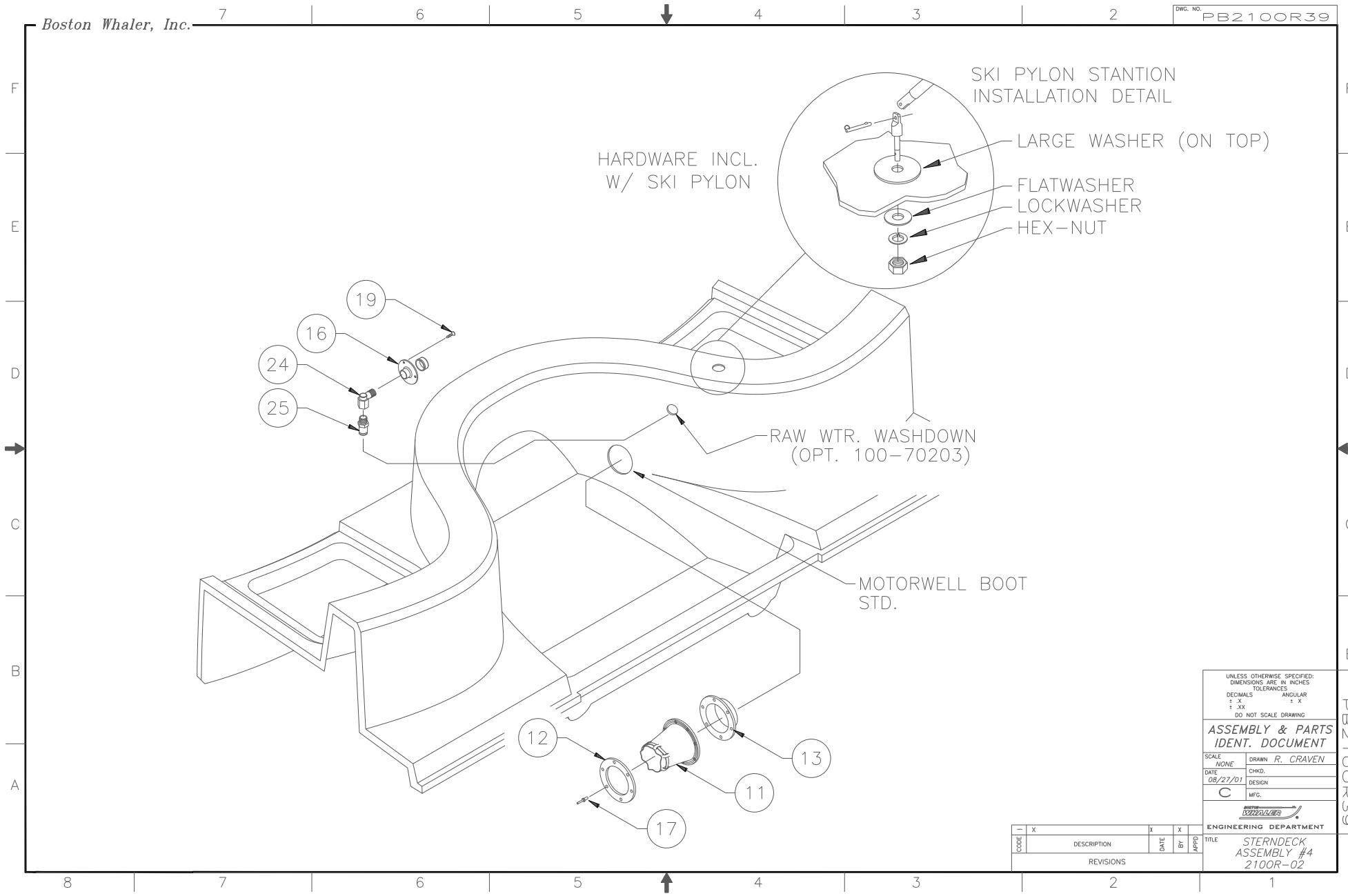
SCALE	NONE	DRAWN	R. CRAVEN
DATE	08/27/01	CHKD.	
		DESIGN	
		MFG.	

BOSTON WHALER
ENGINEERING DEPARTMENT

CODE	DESCRIPTION	DATE	BY	APPROD
X				

TITLE
STERNDECK
ASSEMBLY #3
2100R-02

DWG. NO. PB2100R38



UNLESS OTHERWISE SPECIFIED:
DIMENSIONS ARE IN INCHES
TOLERANCES
DECIMALS ANGULAR
± .X ± X
± .XX ± .X
DO NOT SCALE DRAWING

ASSEMBLY & PARTS IDENT. DOCUMENT

SCALE: NONE DRAWN: R. CRAVEN
DATE: 08/27/01 CHKD.:
DESIGN:
C MFG.:

BOSTON WHALER
ENGINEERING DEPARTMENT

CODE	DESCRIPTION	DATE	BY	APPROV.
X				

TITLE: STERNECK ASSEMBLY #4 2100R-02

MODEL YEAR 2002 PARTS LIST

21' OUTRAGE-02

DOCUMENT CONTROL NO: PB2100R40

ITEM	STD. QTY.	OPT. QTY.					U/M	DESCRIPTION	MRP NUMBER
01	1	0	0	0	0	0	EA.	FIBERGLASS PART, STERNDECK	22-K050-00
02	1	0	0	0	0	0	EA.	HATCH, UTILITY 12.25" x 16.5" WHT.	0679886
03	4	0	0	0	0	0	EA.	THRU-HULL, PLAS 2" L-HEAD BARB WHT	1616457
04	1	0	0	0	0	0	EA.	BASE, HDPE BW2100R-02 QTR SEAT PORT	1631332
05	1	0	0	0	0	0	EA.	BASE, HDPE BW2100R-02 QTR SEAT STBD	1631340
06	0	1	0	0	0	0	EA.	DECK PLATE, WATER CHR W/VENT BLUE CLR-CODE	1109362
07	1	0	0	0	0	0	EA.	LIGHT, NAV STERN BASE RND CHR	0331751
08	1	0	0	0	0	0	EA.	TANK, OIL VRO W/HDWR W/SEND O/B 3 GAL DIGITAL	1477926
09	0	0	0	1	0	1	EA.	BASE, BW-97 FISH PED 3"X 6" THREADED SS	1076967
10	2	0	0	0	0	0	EA.	DRINKHOLDER, PLAS W/DRAIN XLG SZ BLK	1186329
11	1	0	0	0	0	0	EA.	BOOT, CABLE 3" BLK	1043223
12	1	0	0	0	0	0	EA.	BOOT, CABLE RING 3" BLK	1043330
13	1	0	0	0	0	0	EA.	GROMMET, CABLE BOOT 3" BLK	1574839
14	0	0	0	0	2	0	EA.	SPEAKER, COAXIAL EXT 6.5" CM1622	1440544
15	0	0	0	0	2	0	EA.	COVER, ABS BW-97 SPKR 7 1/8"RAD WHT	1047836
16	0	0	1	0	0	0	EA.	FITTING, FRESH WATER OUTLET	0996512
17	20	3	0	0	0	0	EA.	RIVET, POP/BLIND #3/16 X 5/8" ALUM	0189415
18	4	0	0	15	0	0	EA.	SCREW, MACHINE #1/4-20 X 1" PPH SC	1008580
19	12	4	3	0	0	0	EA.	SCREW, TAPPING #8A X 3/4" POH SC	1213057
20	1	0	0	0	0	0	EA.	RAIL, GRAB BW255CQ-02 PRT SIDE PCKT SS	1638659
21	1	0	0	0	0	0	EA.	SCREW, TAPPING #10A X 1" PTH SC	1008739
22	0	1	0	0	0	0	EA.	WASHDOWN/SPRAYER, VERT MNT WHT W/BW LOGO	1612928
23	3	0	0	0	0	0	EA.	SCREW, TAPPING #8A X 1" POH SC	1213065
24	0	0	1	0	0	0	EA.	ELBOW, ACETAL 1/2"MPT X 1/2"FPT X 90DEG	0172551
25	0	0	1	0	0	0	EA.	ADAPTER, SEATECH STRAIGHT 1/2"M-15MM BRASS	1216308
26	0	0	0	0	8	0	EA.	SCREW, MACHINE #4-40 X 1" PFH SC	1259472
27	0	0	0	0	8	0	EA.	NUT, HEX NYLON LOCK #4-40 SC	1667245
28	0	0	0	0	8	0	EA.	WASHER, FLAT #4" SC	1259639
29	0	0	0	6	0	6	EA.	SCREW, MACHINE #1/4-20 X 1" PFH SC	1009950

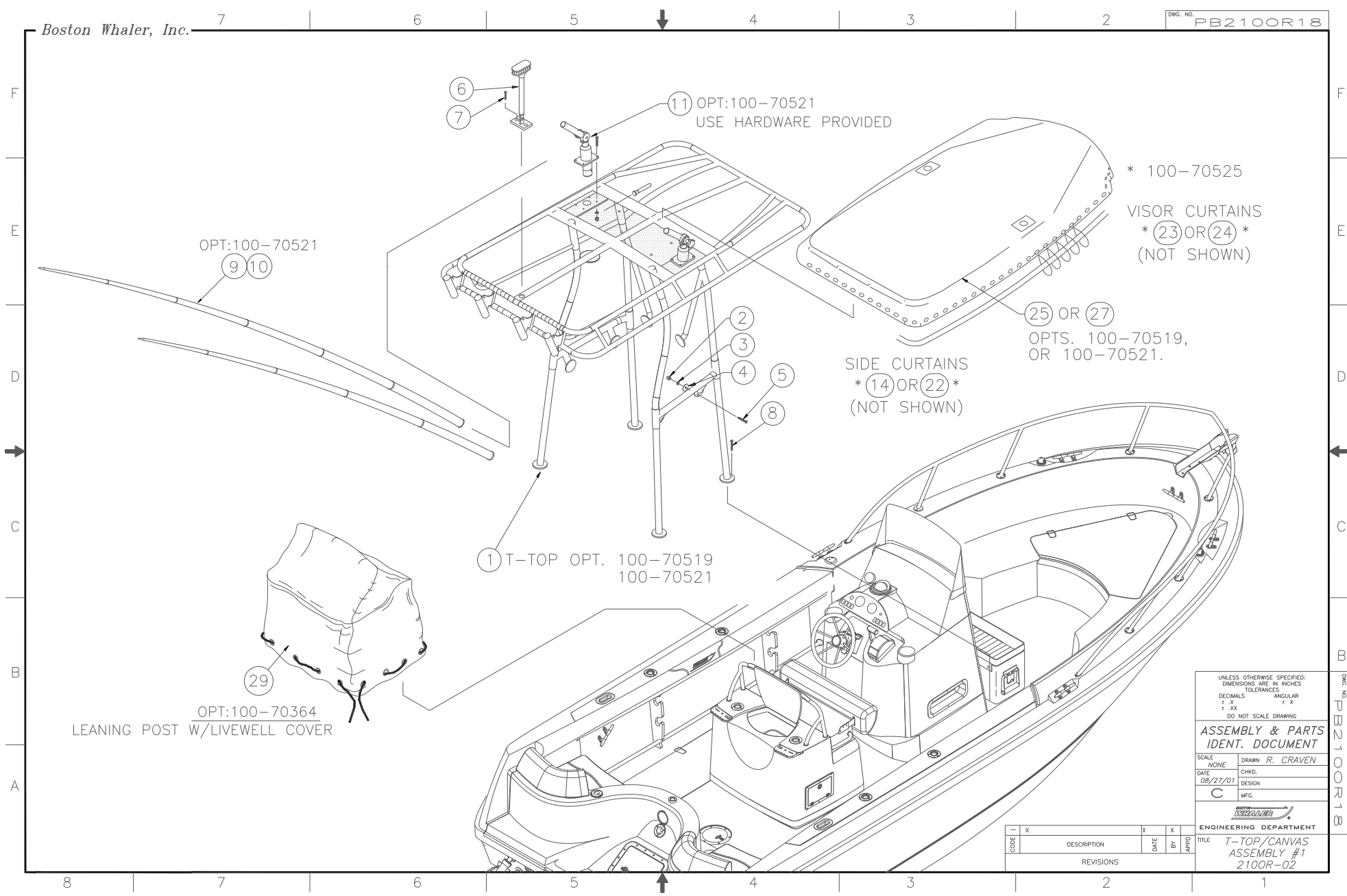
OPT: 100-70313

OPT: 100-70203

OPT: 100-70327

OPT: 100-70085

OPT: 100-70305



UNLESS OTHERWISE SPECIFIED:
 DIMENSIONS ARE IN INCHES
 TOLERANCES
 DECIMALS ANGULAR
 ± .X ± X
 ± .XX
 DO NOT SCALE DRAWING

ASSEMBLY & PARTS IDENT. DOCUMENT

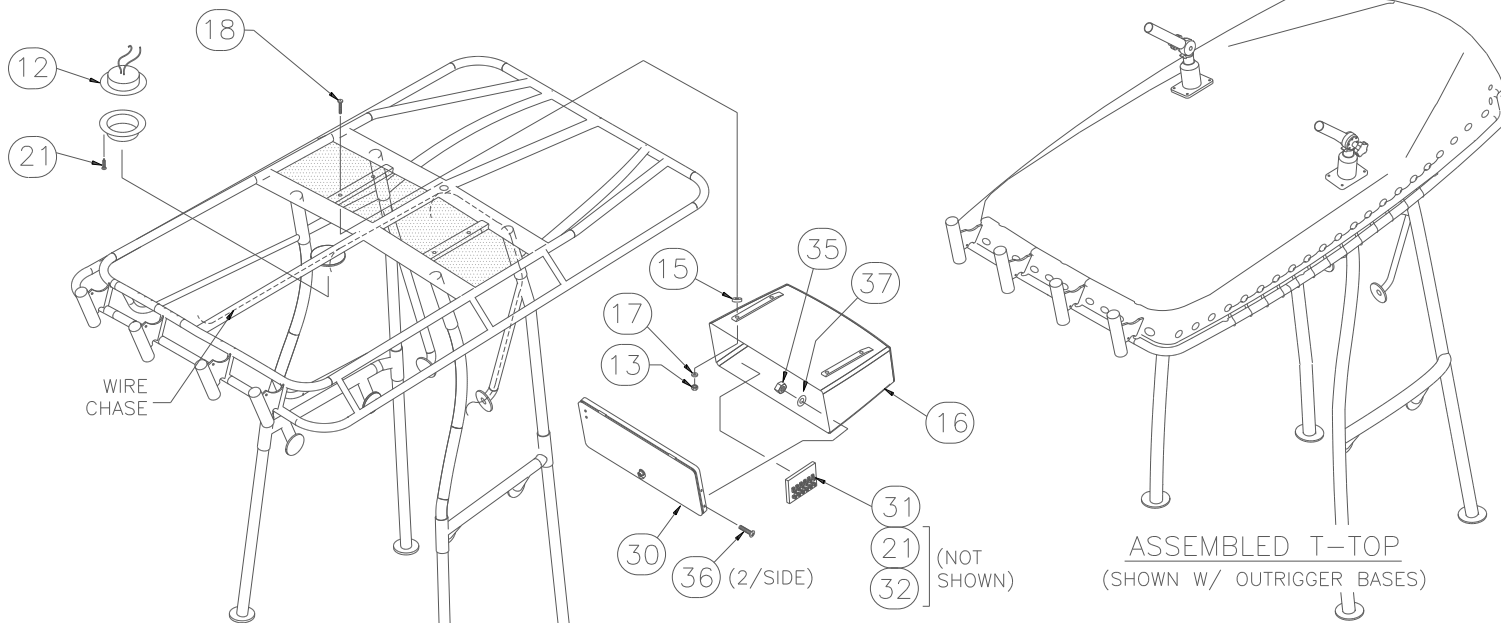
SCALE: NONE DRAWN: R. CRAVEN
 DATE: 08/27/01 CHKD.:
 C DESIGN:
 MFG.:

ENGINEERING DEPARTMENT

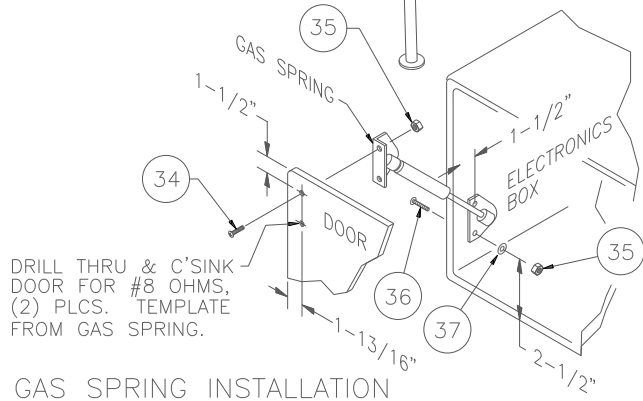
CODE	DESCRIPTION	DATE	BY	APPROD.
REVISIONS				

TITLE: T-TOP/CANVAS ASSEMBLY #1 2100R-02

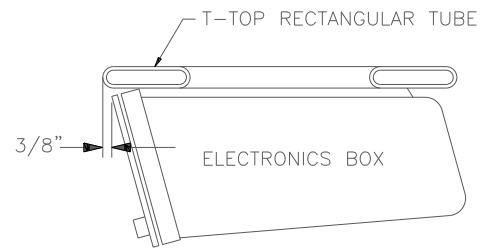
DWG. NO. PB2100R18



OPT: 100-70520
T-TOP ELECTRONICS BOX



GAS SPRING INSTALLATION



ELECTR. BOX INSTALL'N.
VIEW LOOKING PORT

UNLESS OTHERWISE SPECIFIED:
DIMENSIONS ARE IN INCHES
TOLERANCES
DECIMALS ANGULAR
± .X ± X
± .XX ± .XX
DO NOT SCALE DRAWING

ASSEMBLY & PARTS IDENT. DOCUMENT

SCALE: NONE DRAWN: R. CRAVEN
DATE: 08/27/01 CHKD.:
DESIGN:
C MFG.

ENGINEERING DEPARTMENT

TITLE: T-TOP/CANVAS ASSEMBLY #2
210OR-02

CODE	DESCRIPTION	DATE	BY	APPROV.
X				
REVISIONS				

MODEL YEAR 2002 PARTS LIST

21' OUTRAGE-02
DOCUMENT CONTROL NO: PB2100R21

ITEM	QTY.	U/M	DESCRIPTION	B.W.I. NO.
1	1	EA.	FRAME, BW2100R-02 T-TOP BRUSHED ALUM	1631548
2	18	EA.	NUT, ACORN #1/4-20 SC	1357813
3	18	EA.	WASHER, LOCK/SPLIT 1/4" SC	1260595
4	18	EA.	WASHER, FENDER 1/4" x 1.25" SC	1260678
5	18	EA.	SCREW, MACHINE #1/4-20 x 1.25" PPH	1260975
6	1	EA.	LIGHT, NAV MASTHEAD COMBO VERT MT	1122563
7	2	EA.	SCREW, MACHINE #1/4-20 x 1" PPH SC	1008580
8	16	EA.	SCREW, MACHINE #1/4-20 X 1.75" PPH SC	1008606
9	1	PR.	OUTRIGGERS, TELESCOPING 15' SILV W/STOW BAG	1683759
10	1	EA.	OUTRIGGERS, RIGGING KIT PREMIUM BLK CORD	1683760
11	1	PR.	OUTRIGGER, GRAND SLAM - TOP MNT ADJUSTABLE	1683926
12	1	EA.	LIGHT, SGL DOME FLUSH MT SS WHT/RED W/SWITCH	1041268
13	4	EA.	NUT, HEX NYLON LOCK #1/4-20 SC	1007764
14	1	EA.	CANVAS, BW2100R-02 T-TOP SIDE CURT SET BLUE	1642586
15	4	EA.	BUMPER, BLACK	1039239
16	1	EA.	FBRGLS PART, ELEC BOX T-TOP	22-K075-00
17	4	EA.	WASHER, FLAT #1/4" SC	1260769
18	4	EA.	SCREW, CAP #1/4-20 X 1.25" HEX HD SC	1669852
19	1	EA.	CANVAS, BW2100R-02 BIM TOP W/BOOT RED	1642479
20	1	EA.	CANVAS, BW2100R-02 BIM TOP W/BOOT BLUE	1642487
21	4	EA.	SCREW, TAPPING #8A X 5/8" PTH SC	1010925
22	1	EA.	CANVAS, BW2100R-02 T-TOP SIDE CURT SET RED	1642560
23	1	EA.	CANVAS, BW2100R-02 T-TOP VISOR CURT RED	1642602
24	1	EA.	CANVAS, BW2100R-02 T-TOP VISOR CURT BLUE	1642610
25	1	EA.	CANVAS, BW2100R-02 T-TOP CVR RED	1642495
26				
27	1	EA.	CANVAS, BW2100R-02 T-TOP CVR BLUE	1642503
28				
29	1	EA.	CANVAS, BW2100R-02 LEAN POST W/L'WELL CVR GRY	1684184
30	1	EA.	DOOR, HDPE/PLEX BW-02 T-TOP ELEC BOX W/FRAME	1683928
31	1	EA.	FUSE BLOCK, 6-GANG 20 AMP	996298
32	1	EA.	COVER, ABS BW FUSE HLDR 1/8"BLK KYDEX	1001239
33	10	EA.	SCREW, TAPPING #10A X 1" POH SC	1008507
34	2	EA.	SCREW, MACHINE #8-32 x 3/4" POH SC	1347178
35	8	EA.	NUT, HEX NYLON LOCK #8-32 SC	1260728
36	6	EA.	SCREW, MACHINE #8-32 X 1" PTH SC	1008713
37	6	EA.	WASHER, FLAT #8 SC	1326297

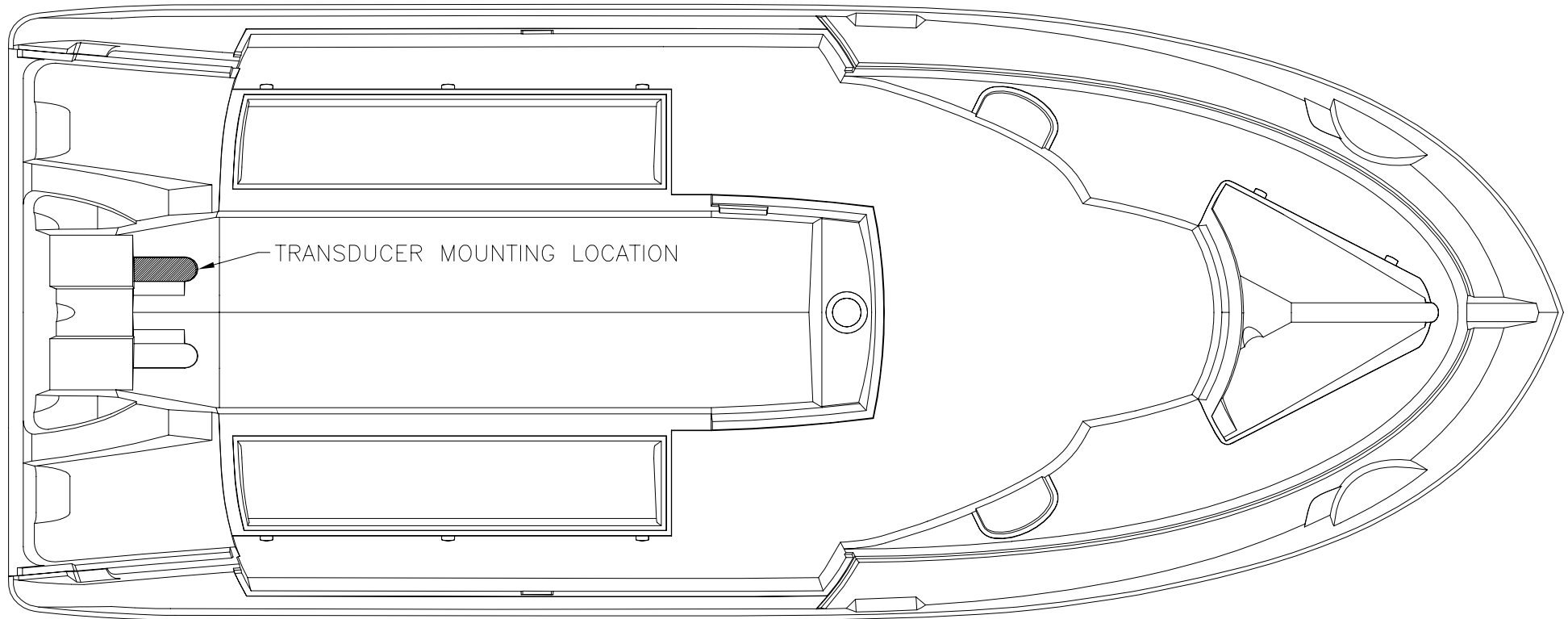
THIS DOCUMENT IS THE PROPERTY OF BOSTON WHALER, INC. PD&E DEPT., EDGEWATER, FLORIDA. ALL RIGHTS ARE RESERVED. THIS DOCUMENT AND INFORMATION CONTAINED MUST NOT BE COPIED OR DISCLOSED TO OTHERS WITHOUT WRITTEN PERMISSION OF BOSTON WHALER, INC.

DWG. NO:
1630037

NOTES:

- 1. X

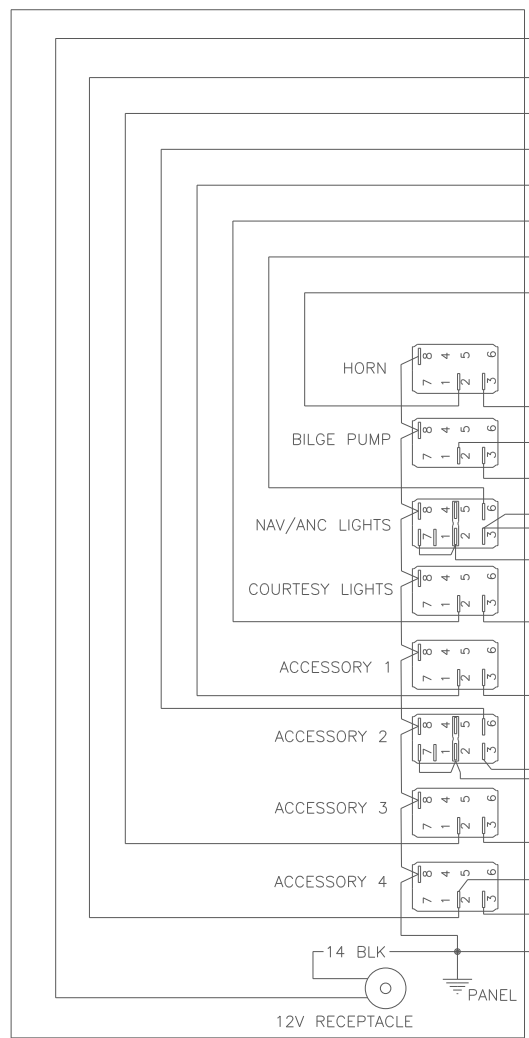
REV. NO.		DESCR.	BY	DATE	APPVD.	ECN NO.
X	X		X	X	X	X



CHECKED:	DATE:	FILENAME:
APPD:	DATE:	DRAWN: R. DURHAM DATE: 07/31/01 SCALE: NONE
DESIGN:	DATE:	DWG. TITLE: TRANSDUCER LOCATION
INT. ENG:	DATE:	DIAGRAM, 2100R-02

INIT. REL. ECN NO:	DWG. NO:	SHT. NO.
01-060	1630037	1 of 1

SWITCH & INSTRUMENT PANEL

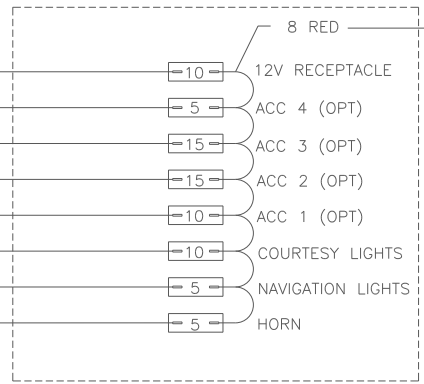


RECEPTACLE 1 PLUG 1

- 512-14 RED → 1
- 509-14 RED → 2
- 506-14 RED → 3
- 503-14 RED → 4
- 500-14 RED → 5
- 600-14 RED → 6
- 202-14 RED → 7
- 209-14 RED → 8

PLUG 1

- 512-14 RED → 1
- 509-14 RED → 2
- 506-14 RED → 3
- 503-14 RED → 4
- 500-14 RED → 5
- 600-14 RED → 6
- 202-14 RED → 7
- 209-14 RED → 8



INSIDE OF CONSOLE

RECEPTACLE 2

- 210-14 ORN/BLU → 1
- 300A-14 BRN/RED → 2
- 301-14 BRN → 3
- 203-14 GRY → 4
- 207-14 BLU → 5
- UNUSED → 6
- 601-14 BLU/RED → 7
- 205-14 GRY/WHT → 8

RECEPTACLE 3

- 501-14 BRN/GRN → 1 FRESH WATER
- 504-14 BRN/YEL → 2 LIVEWELL/WASHDOWN
- 603-14 BLU/ORN → 3 LIVEWELL LIGHT
- 507-14 BRN/BLU → 4 FISHBOX PUMP
- 610-14 BLU/VIO → 5 T-TOP DOME LIGHT
- 510-14 RED → 6 SPARE
- 119-14 BLK → 7
- 201A-14 PNK → 8 TO FUEL GAUGE

UNLESS OTHERWISE SPECIFIED:
DIMENSIONS ARE IN INCHES
TOLERANCES

DECIMALS	ANGULAR
± .X	± X
± .XX	

DO NOT SCALE DRAWING

ASSEMBLY & PARTS IDENT. DOCUMENT

SCALE	DRAWN
NONE	R. CRAVEN
DATE	CHKD.
08/27/01	
	DESIGN
C	MFG.

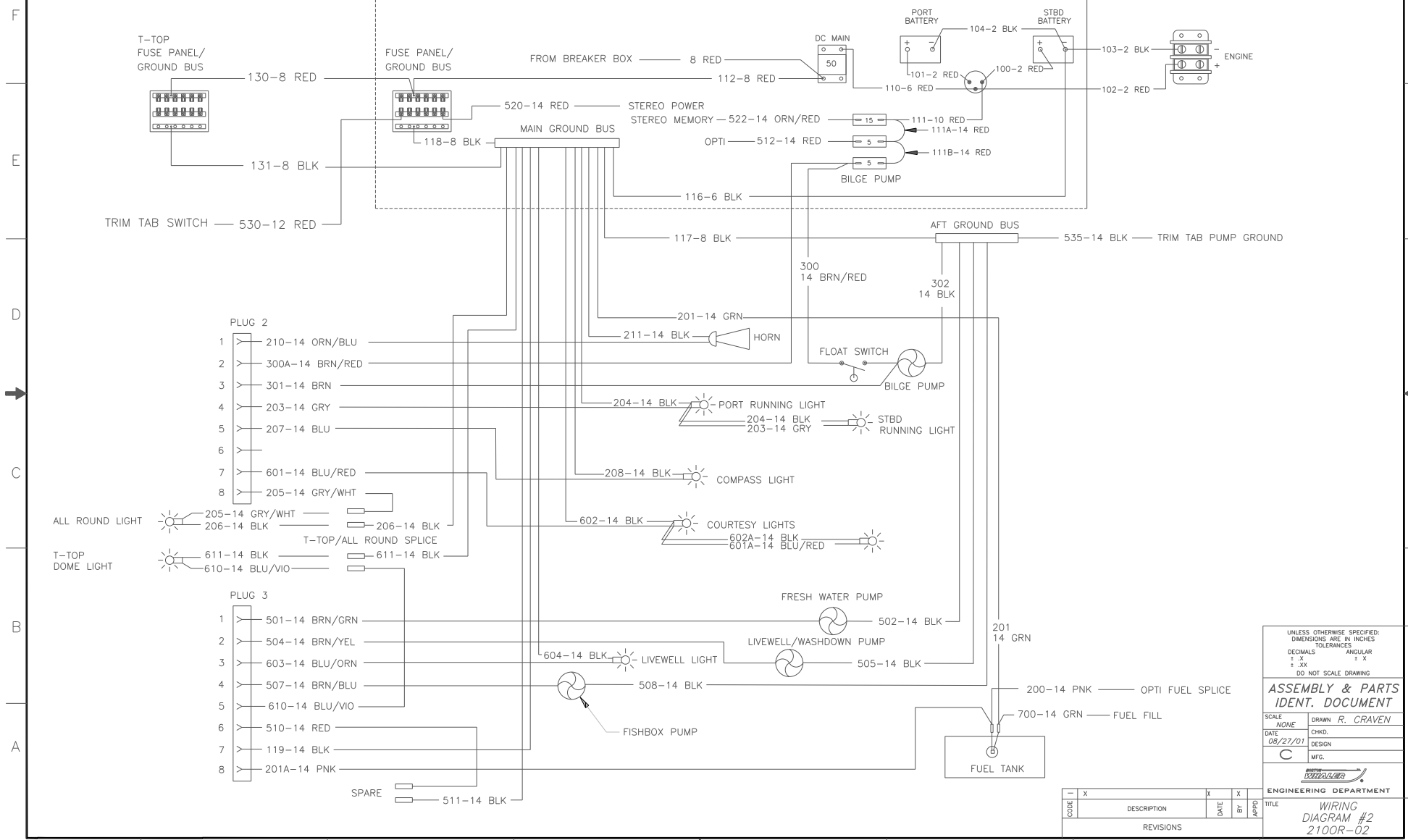
ENGINEERING DEPARTMENT

CODE	DESCRIPTION	DATE	BY	APPD
	REVISIONS			

TITLE
WIRING DIAGRAM #1
210OR-02

DWG. NO. PB210OR13

INSIDE OF CONSOLE



CODE	DESCRIPTION	DATE	BY	APPD
-	X			
REVISIONS				

UNLESS OTHERWISE SPECIFIED:
DIMENSIONS ARE IN INCHES
TOLERANCES

DECIMALS ± .X	ANGULAR ± X
DO NOT SCALE DRAWING	

ASSEMBLY & PARTS IDENT. DOCUMENT

SCALE: NONE	DRAWN: R. CRAVEN
DATE: 08/27/01	CHKD.
C	DESIGN
	MFG.

ENGINEERING DEPARTMENT

TITLE: WIRING DIAGRAM #2 210OR-02

DWG. NO. PB210OR14